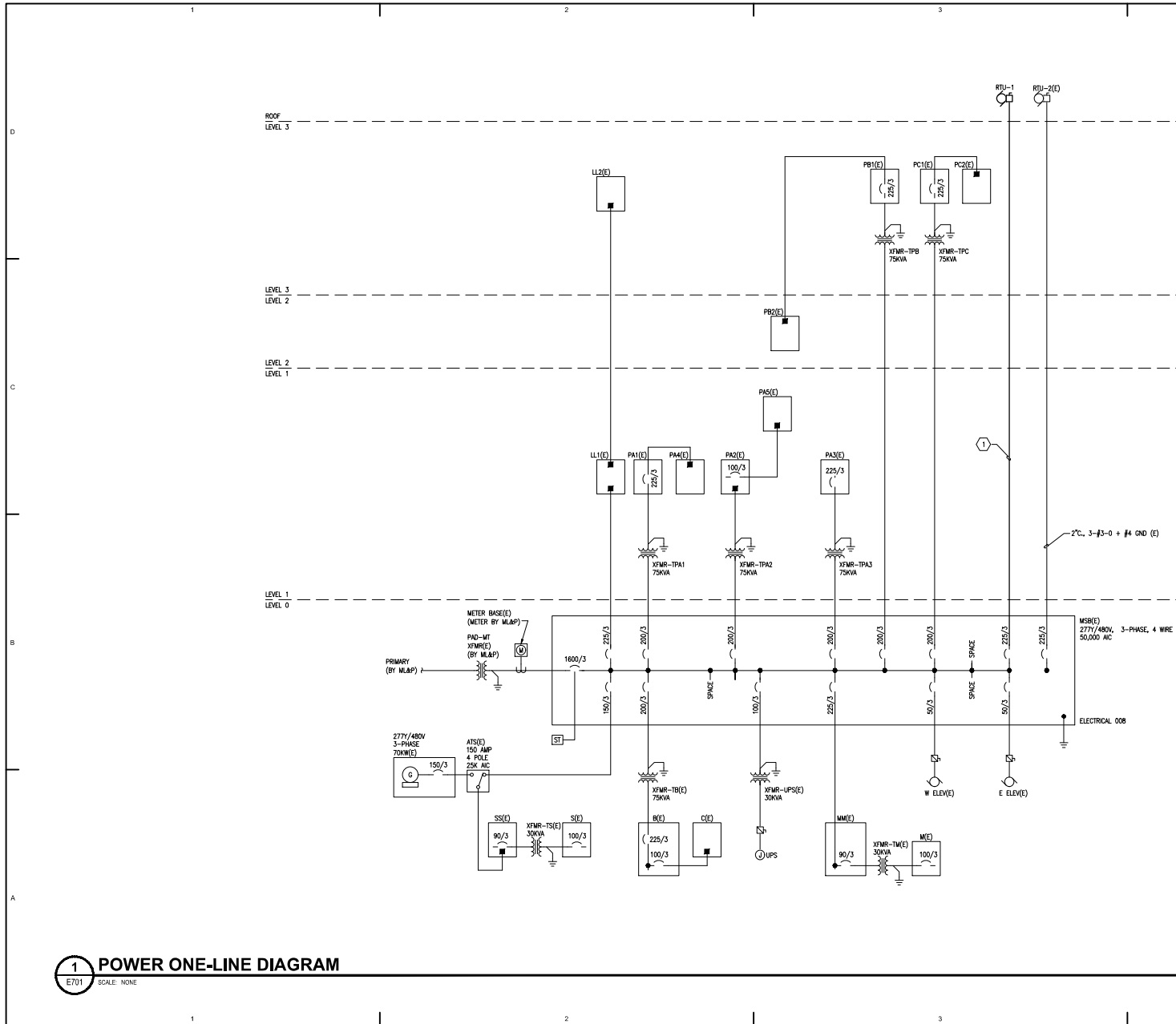


FILE NAME: x:\21315\resnet\chgs\dwg\sheet\1line\21315-E701.dwg
 PLOTTED: EnginByrn 7/10/2023 11:43 AM



SHEET NOTES

- 1 PROVIDE 3-#3/0 + 1-#4 GROUND CONDUCTORS IN EXISTING 2 INCH CONDUIT MADE SPARE DURING DEMOLITION PHASE.

Architects Alaska
 ARCHITECTS ALASKA
 AK Corp. Authorization AECC581
 800 W. 5th Avenue, Suite 413
 Anchorage, Alaska 99501-2029
 907.272.3567 907.277.1752 fax
 181 E. Swenson Avenue, Suite 203
 Wasilla, Alaska 99584-7025
 907.273.7003 907.273.3166 fax
 247 S. Ferguson Ave. Suite 3
 Bozeman, Montana 59715
 406.454.1588
 www.architectsalaska.com

ENGINEERS
 www.enr-engineers.com
 Alaska Registration & Co., Inc.
 C.A.N. AECC513 - 90.287.8168
 181 E. Swenson Ave. Suite 203
 Wasilla, AK 99584



SOUTH CENTRAL FOUNDATION
**SCF FIREWEED BUILDING
 RENOVATION**
 4341 TUDOR CENTRE DR

Revisions

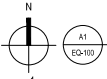
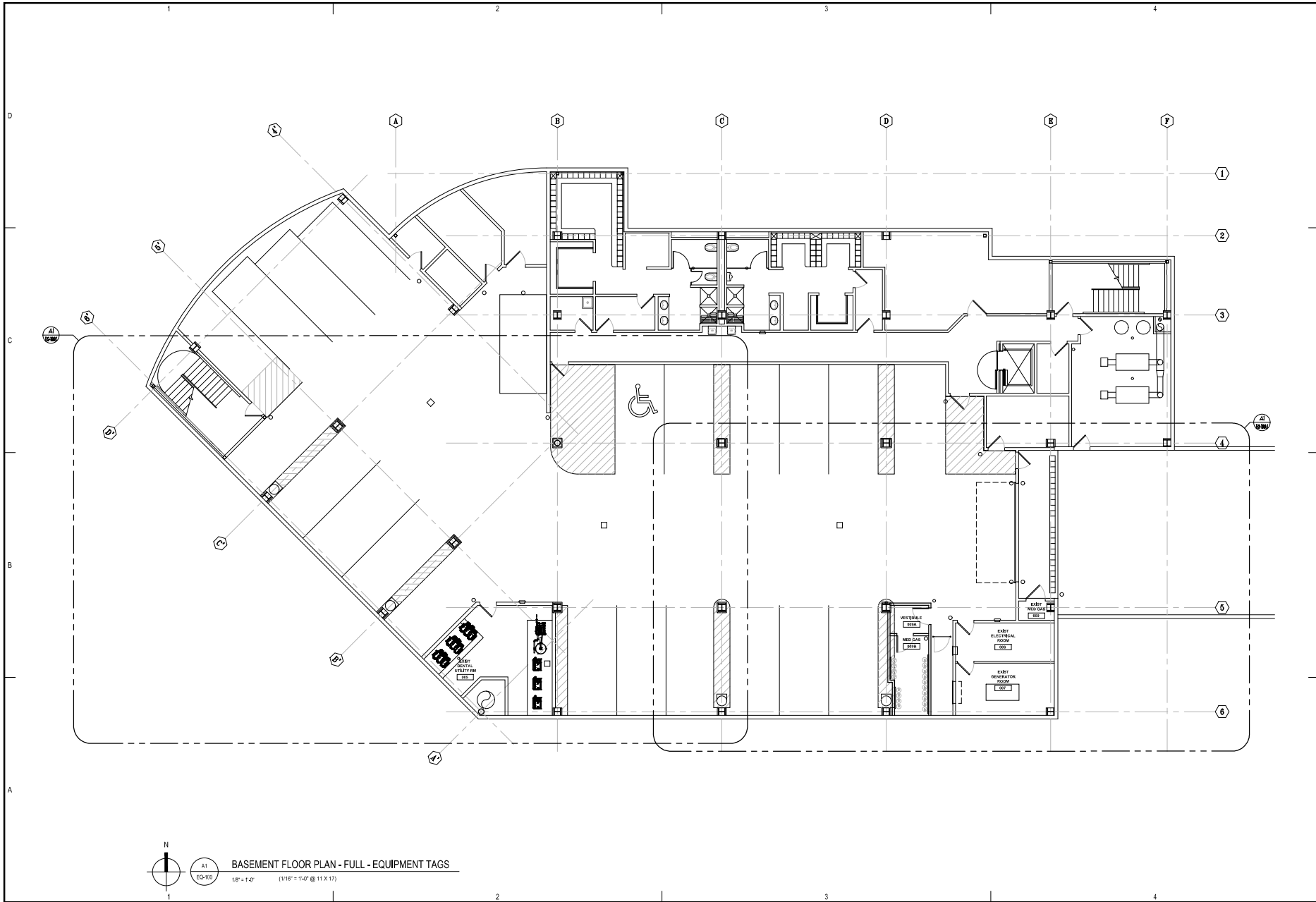
No.	Description	Date

Drawn by ERP/MP/LJ/LZ	Date 07/10/2023
Checked JEH	Job No. 21003.03

Sheet Contents
 POWER ONE-LINE
 DIAGRAM

Sheet No.
E701

1 POWER ONE-LINE DIAGRAM
 E701 SCALE: NONE



BASEMENT FLOOR PLAN - FULL - EQUIPMENT TAGS
 1/8" = 1'-0" (1/16" = 1'-0" @ 11 X 17)



**DENTAL
EQUIPMENT
LAYOUT &
COORDINATION
DRAWINGS**

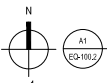
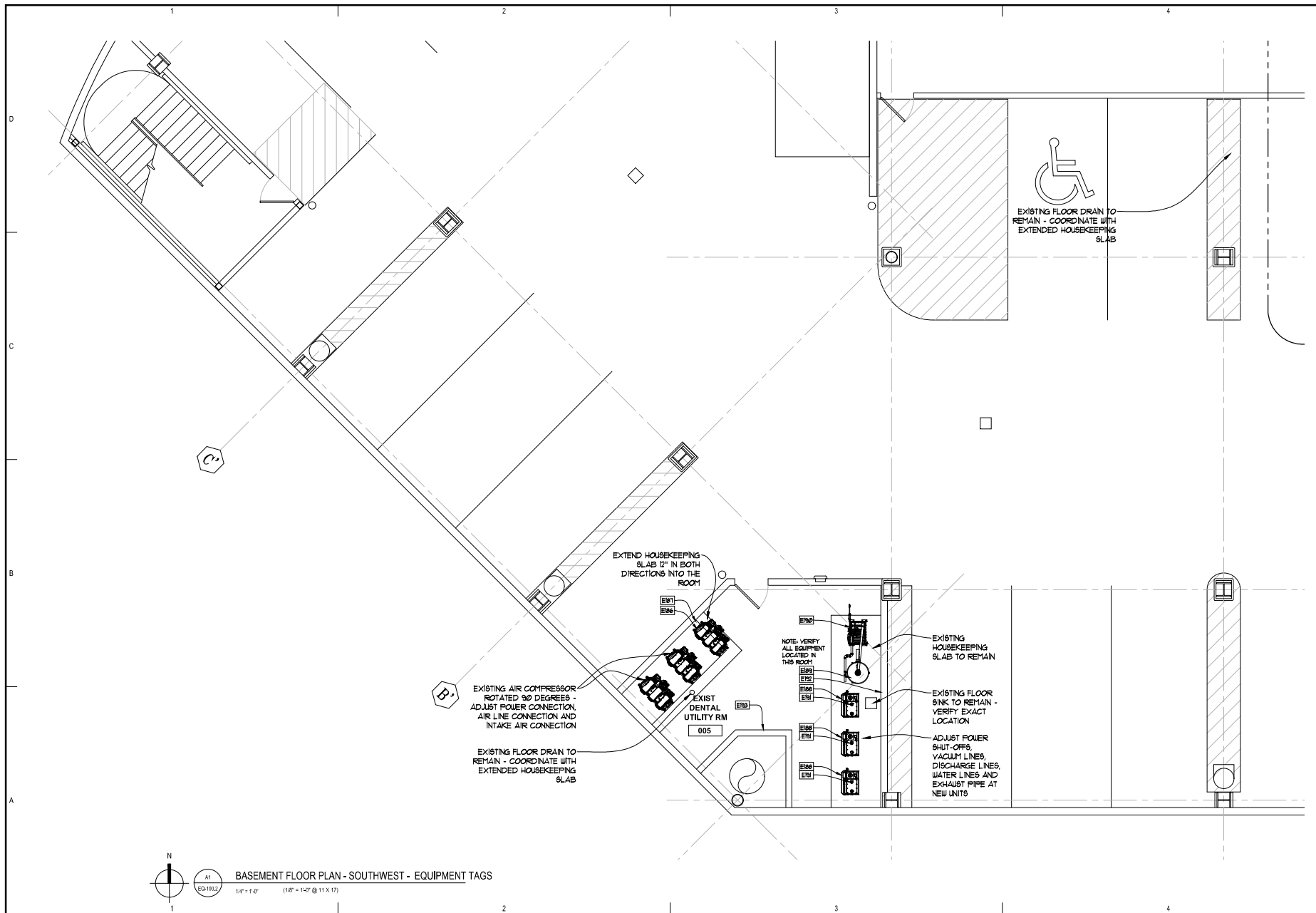
**SOUTHCENTRAL FOUNDATION
SCF FIREWEED BUILDING
RENOVATION
4341 TUDOR CENTRE DR**

Revisions		
No.	Description	Date

Drawn by TOLVSTAD	Date 1-10-23
Checked TOLVSTAD	Job No. 21003.01

Sheet Contents
 BASEMENT FLOOR PLAN - FULL
 EQUIPMENT TAGS

Sheet No.
EQ-100



BASEMENT FLOOR PLAN - SOUTHWEST - EQUIPMENT TAGS
 1/4" = 1'-0" (1/8" = 1'-0" @ 11 X 17)



**DENTAL
EQUIPMENT
LAYOUT &
COORDINATION
DRAWINGS**

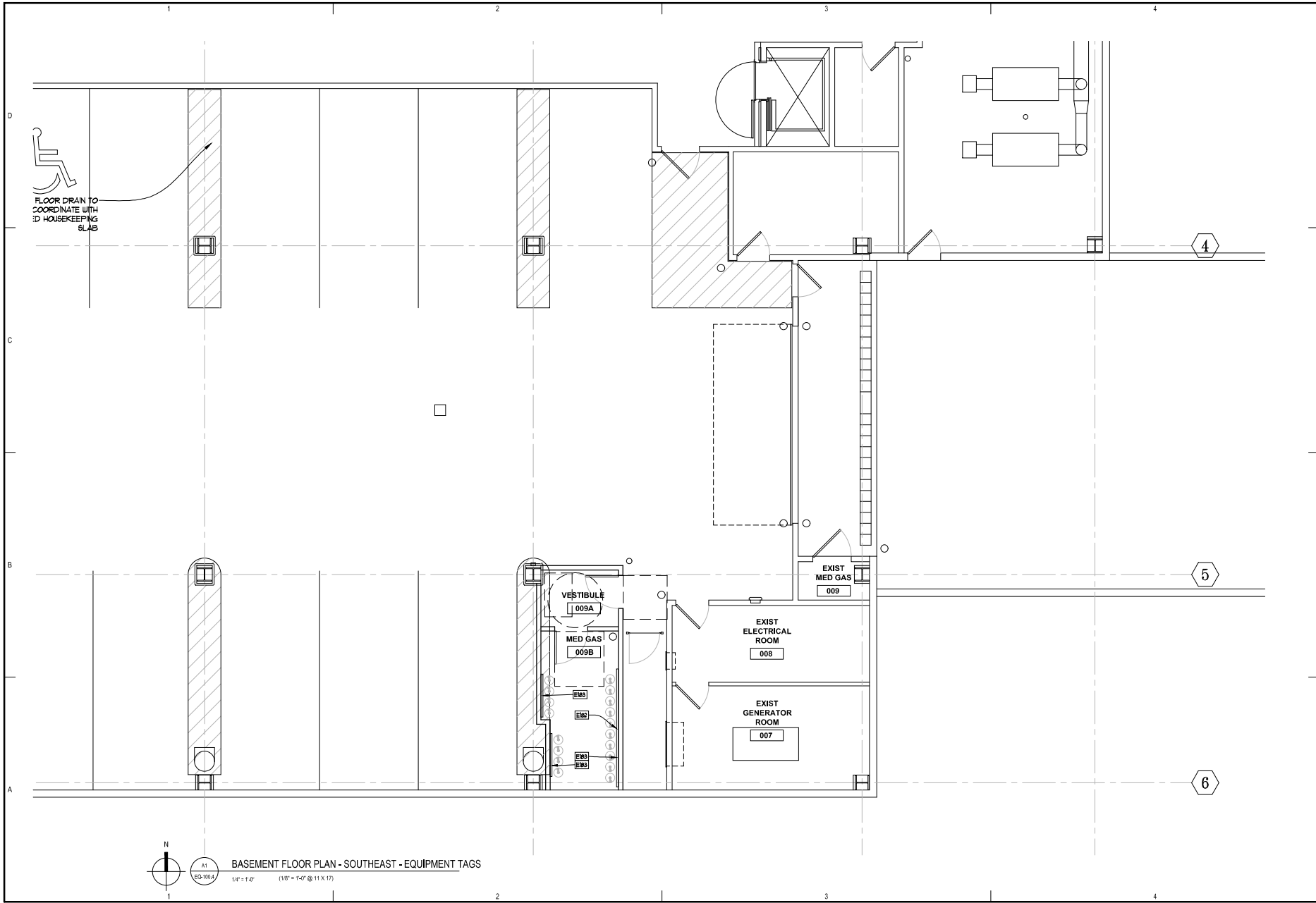
**SOUTHCENTRAL FOUNDATION
SCF FIREWEED BUILDING
RENOVATION
4341 TUDOR CENTRE DR**

Revisions		
No.	Description	Date

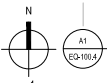
Drawn by TOLVSTAD	Date 1-10-23
Checked TOLVSTAD	Job No. 21003.01

Sheet Contents
 BASEMENT FLOOR PLAN - SOUTHWEST
 EQUIPMENT TAGS

Sheet No.
EQ-100.2



FLOOR DRAIN TO
COORDINATE WITH
HOUSEKEEPING
SLAB



BASEMENT FLOOR PLAN - SOUTHEAST - EQUIPMENT TAGS
1/4" = 1'-0" (1/8" = 1'-0" @ 11 X 17)

Architects Alaska
ARCHITECTS ALASKA
46 Cowardin Avenue, Suite 100
www.architectsalaska.com

S
Sigquist Architects, Inc.
500 Westwood Avenue, Suite 100
Anchorage, Alaska 99503
415-779-8333 Fax: 415-779-8343
http://www.sigquist.com

DENTAL
EQUIPMENT
LAYOUT &
COORDINATION
DRAWINGS

SOUTHCENTRAL FOUNDATION
**SCF FIREWEED BUILDING
RENOVATION**
4341 TUDOR CENTRE DR

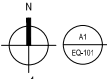
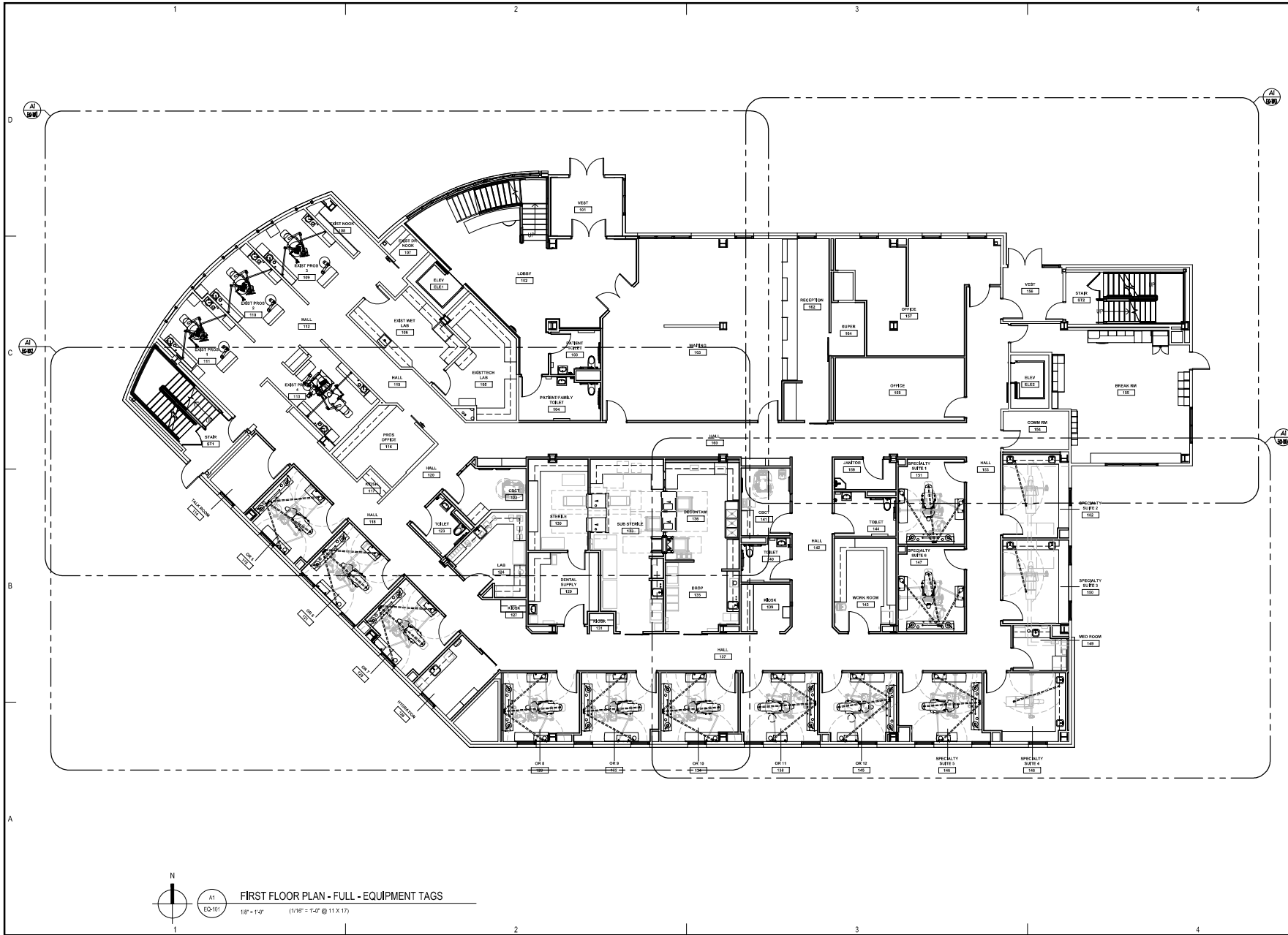
Revisions

No.	Description	Date

Drawn by TOLVSTAD	Date 1-10-23
Checked TOLVSTAD	Job No. 21003.01

Sheet Contents
BASEMENT FLOOR PLAN - SOUTHEAST
EQUIPMENT TAGS

Sheet No.
EQ-100.4



FIRST FLOOR PLAN - FULL - EQUIPMENT TAGS
 1/8" = 1'-0" (1/16" = 1'-0" @ 11 X 17)



ARCHITECTS ALASKA
 46 GARDNER AVENUE, SUITE 100
 ANCHORAGE, ALASKA 99501
 www.architectsalaska.com

Signquist Architects, Inc.
 5000 HANCOCK AVENUE, SUITE 100
 ANCHORAGE, ALASKA 99503
 412-574-6333 FAX 412-574-6341
 info@signquist.com

**SOUTHCENTRAL FOUNDATION
 SCF FIREWEED BUILDING
 RENOVATION
 4341 TUDOR CENTRE DR**

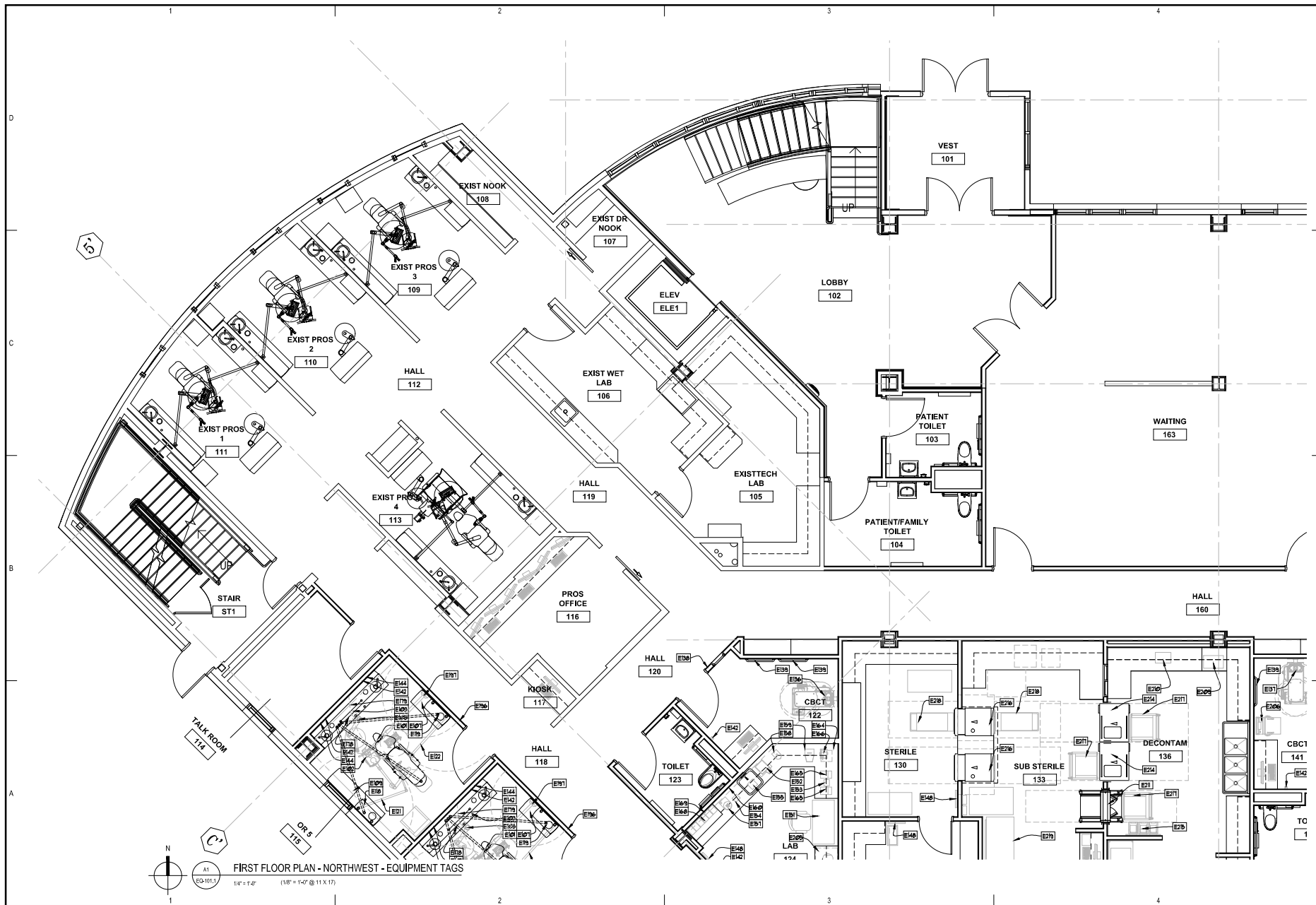
Revisions

No.	Description	Date

Drawn by TOLVSTAD	Date 1-10-23
Checked TOLVSTAD	Job No. 21003.01

Sheet Contents
 FLOOR PLAN - FULL
 EQUIPMENT TAGS

Sheet No.
EQ-101




 A1
 EQ-101.1
 FIRST FLOOR PLAN - NORTHWEST - EQUIPMENT TAGS
 1/4" = 1'-0" (1/8" = 1'-0" @ 11 X 17)



ARCHITECTS ALASKA
 46 GARDNER AVENUE, SUITE 100
 ANCHORAGE, ALASKA 99501
 415.261.8100 FAX 415.261.8101
 WWW.ARCHITECTSALASKA.COM

**DENTAL
 EQUIPMENT
 LAYOUT &
 COORDINATION
 DRAWINGS**

SOUTH CENTRAL FOUNDATION
**SCF FIREWEED BUILDING
 RENOVATION**
 4341 TUDOR CENTRE DR

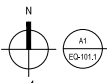
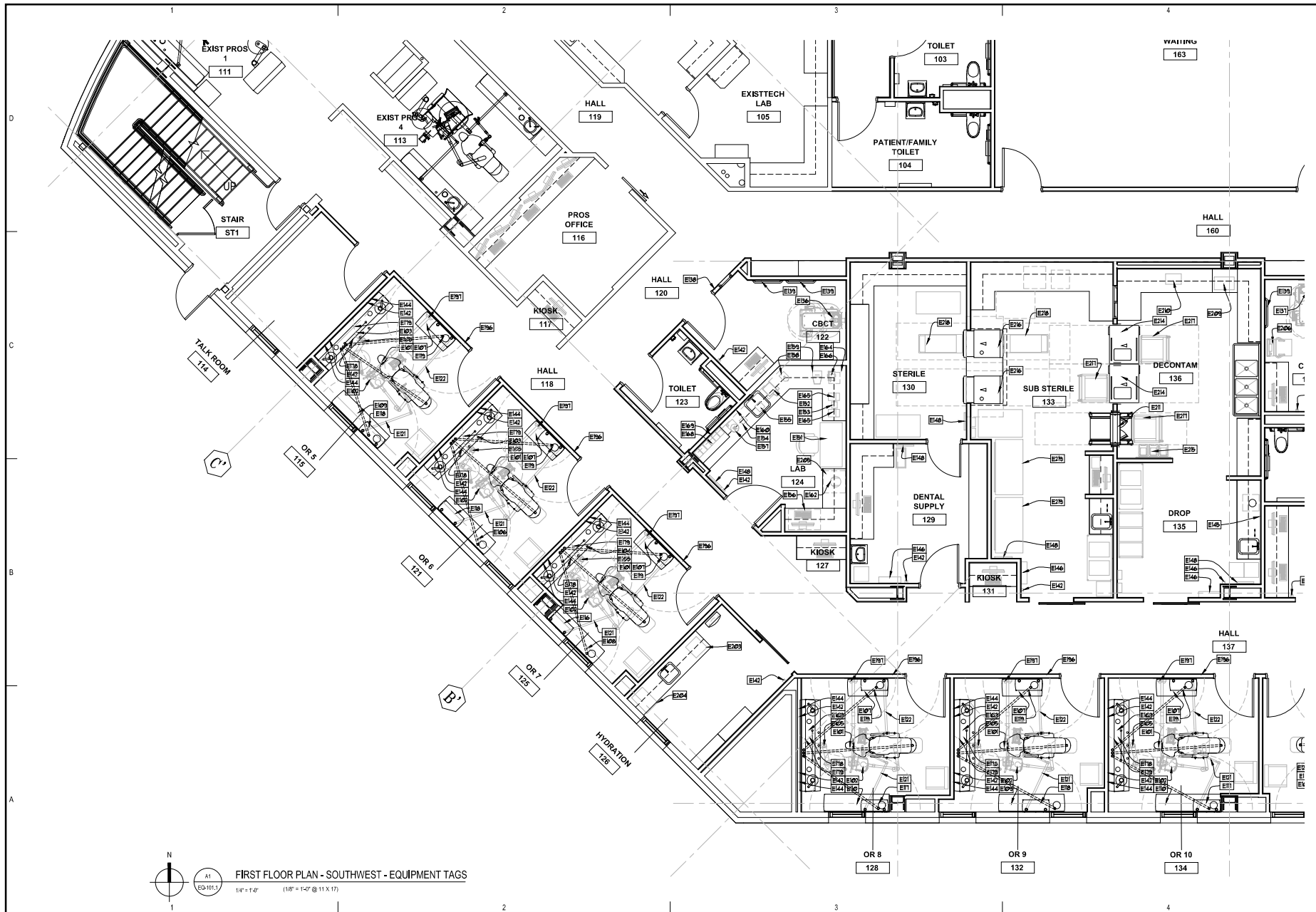
Revisions

No.	Description	Date

Drawn by: TOLVSTAD Date: 1-10-23
 Checked: TOLVSTAD Job No.: 21003.01

Sheet Contents
 FLOOR PLAN - NORTHWEST
 EQUIPMENT TAGS

Sheet No.
EQ-101.1



FIRST FLOOR PLAN - SOUTHWEST - EQUIPMENT TAGS
 1/4" = 1'-0" (1/8" = 1'-0" @ 11 X 17)



ARCHITECTS ALASKA
 46 Cowardin Avenue, Suite 100
 Anchorage, Alaska 99501
 415.763.6100 Fax 415.763.6101
 www.sigmoidalaska.com

DENTAL
 EQUIPMENT
 LAYOUT &
 COORDINATION
 DRAWINGS

SOUTHCENTRAL FOUNDATION
SCF FIREWEED BUILDING
RENOVATION
 4341 TUDOR CENTRE DR

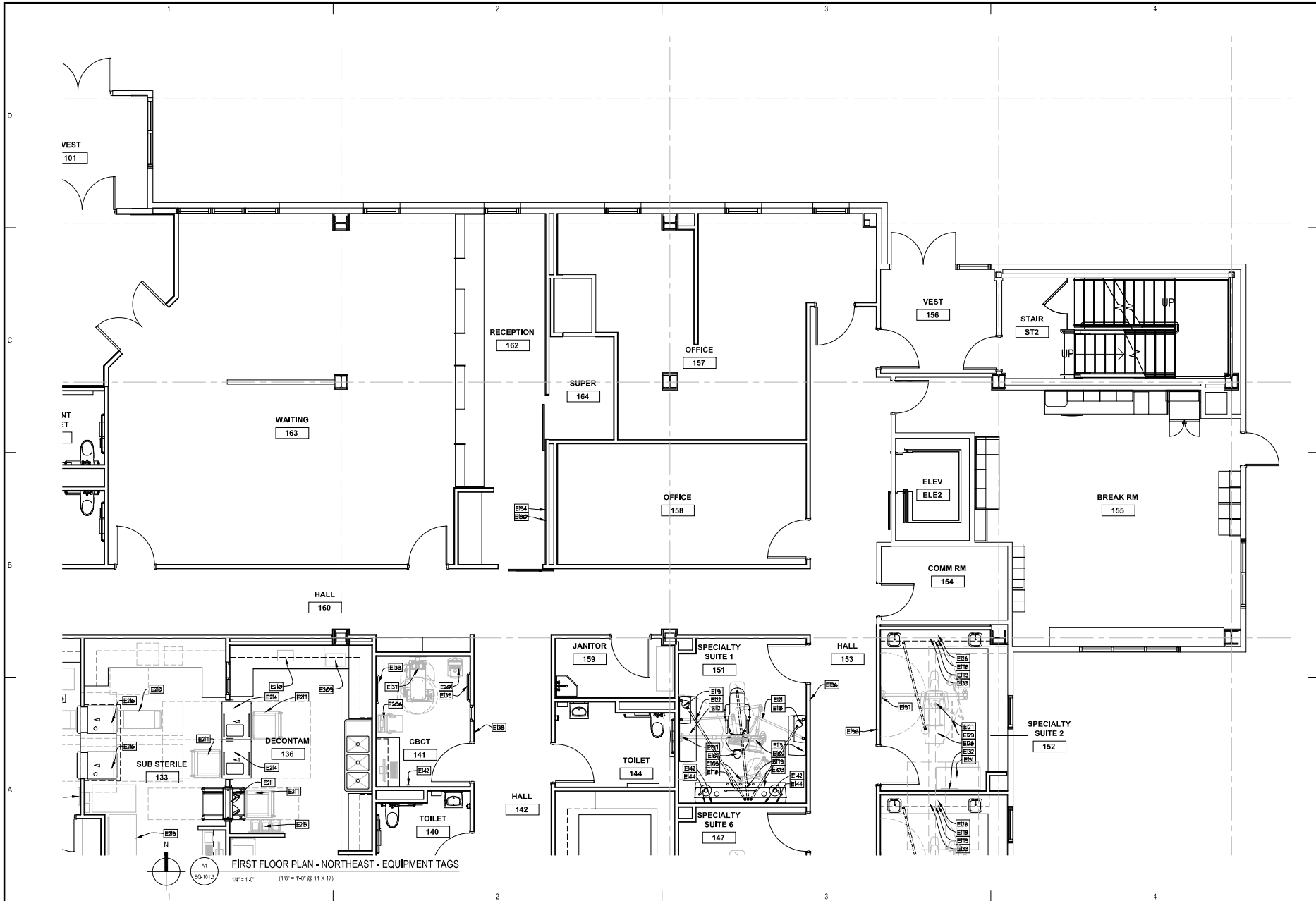
Revisions

No.	Description	Date

Drawn by TOLVSTAD	Date 1-10-23
Checked TOLVSTAD	Job No. 21003.01

Sheet Contents
 FLOOR PLAN - SOUTHWEST
 EQUIPMENT TAGS

Sheet No.
EQ-101.2



FIRST FLOOR PLAN - NORTHEAST - EQUIPMENT TAGS
 1/4" = 1'-0" (1/8" = 1'-0" @ 11 X 17)



ARCHITECTS ALASKA
 46 GARDNER AVENUE, SUITE 100
 ANCHORAGE, ALASKA 99501
 415.763.6161 FAX 415.763.6161
 WWW.ARCHITECTSALASKA.COM

DENTAL
 EQUIPMENT
 LAYOUT &
 COORDINATION
 DRAWINGS

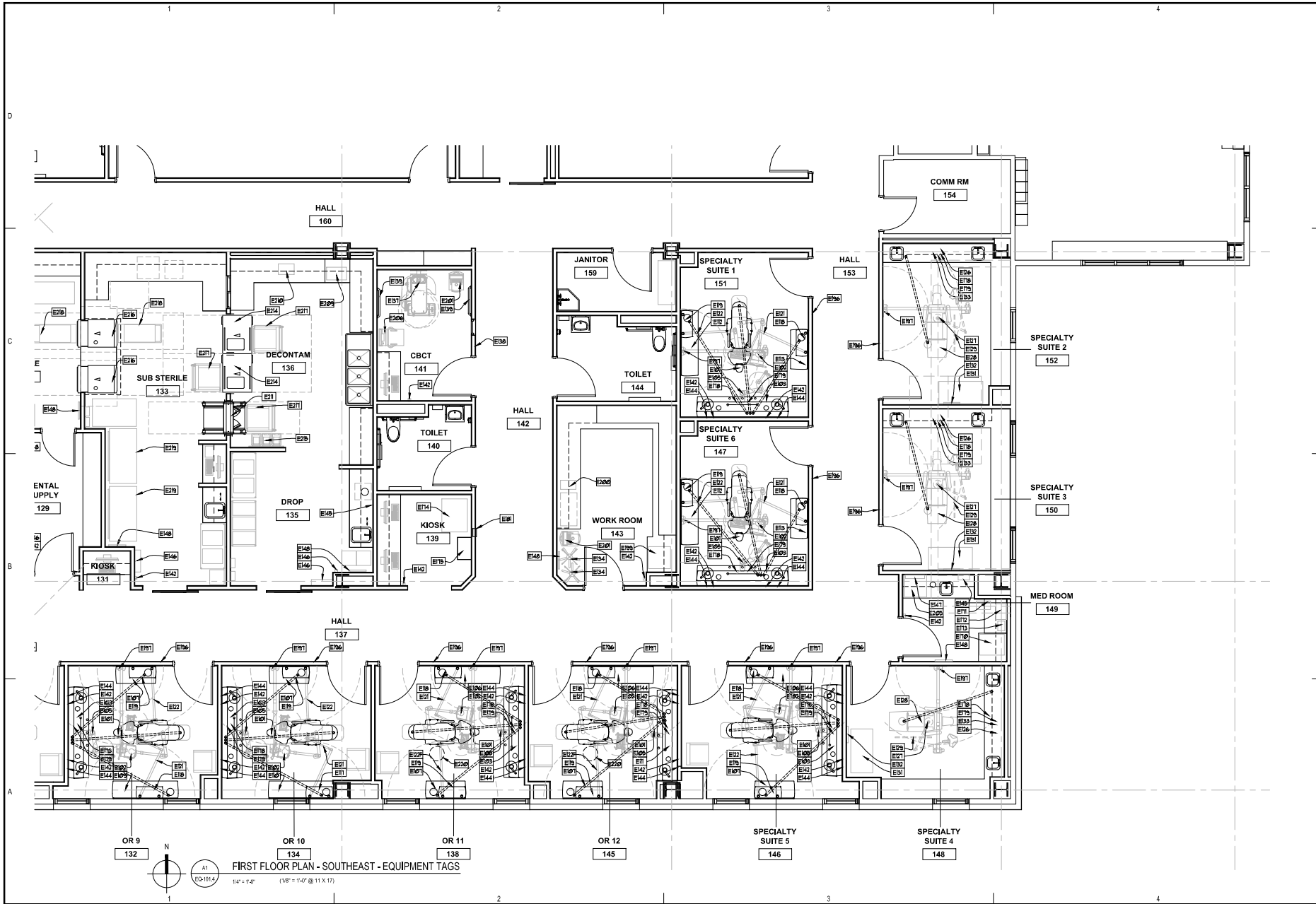
SOUTHCENTRAL FOUNDATION
SCF FIREWEED BUILDING
 RENOVATION
 4341 TUDOR CENTRE DR

Revisions		
No.	Description	Date

Drawn by TOLVSTAD	Date 1-15-23
Checked TOLVSTAD	Job No. 21003.01

Sheet Contents
 FLOOR PLAN - NORTHEAST
 EQUIPMENT TAGS

Sheet No.
EQ-101.3



ARCHITECTS ALASKA
4600 Alyeska Highway, Anchorage, Alaska 99507
www.architectsalaska.com

DENTAL
EQUIPMENT
LAYOUT &
COORDINATION
DRAWINGS

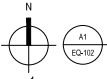
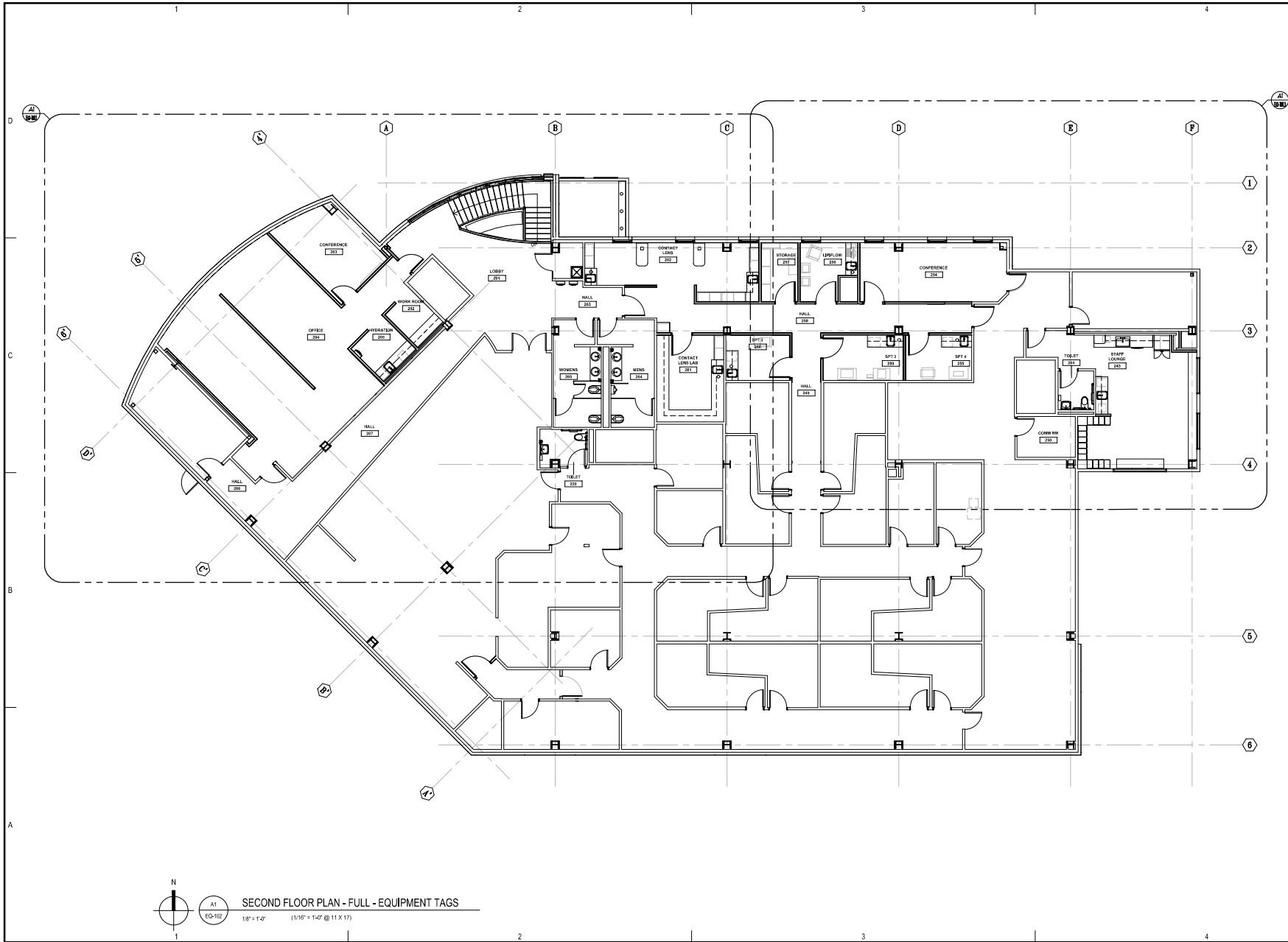
SOUTHCENTRAL FOUNDATION
**SCF FIREWEED BUILDING
RENOVATION**
4341 TUDOR CENTRE DR

Revisions		
No.	Description	Date

Drawn by TOLVSTAD	Date 1-10-23
Checked TOLVSTAD	Job No. 21003.01

Sheet Contents
FLOOR PLAN - SOUTHEAST
EQUIPMENT TAGS

Sheet No.
EQ-101.4



SECOND FLOOR PLAN - FULL - EQUIPMENT TAGS
 1/8" = 1'-0" (1/16" = 1'-0" @ 11 X 17)



DENTAL
EQUIPMENT
LAYOUT &
COORDINATION
DRAWINGS

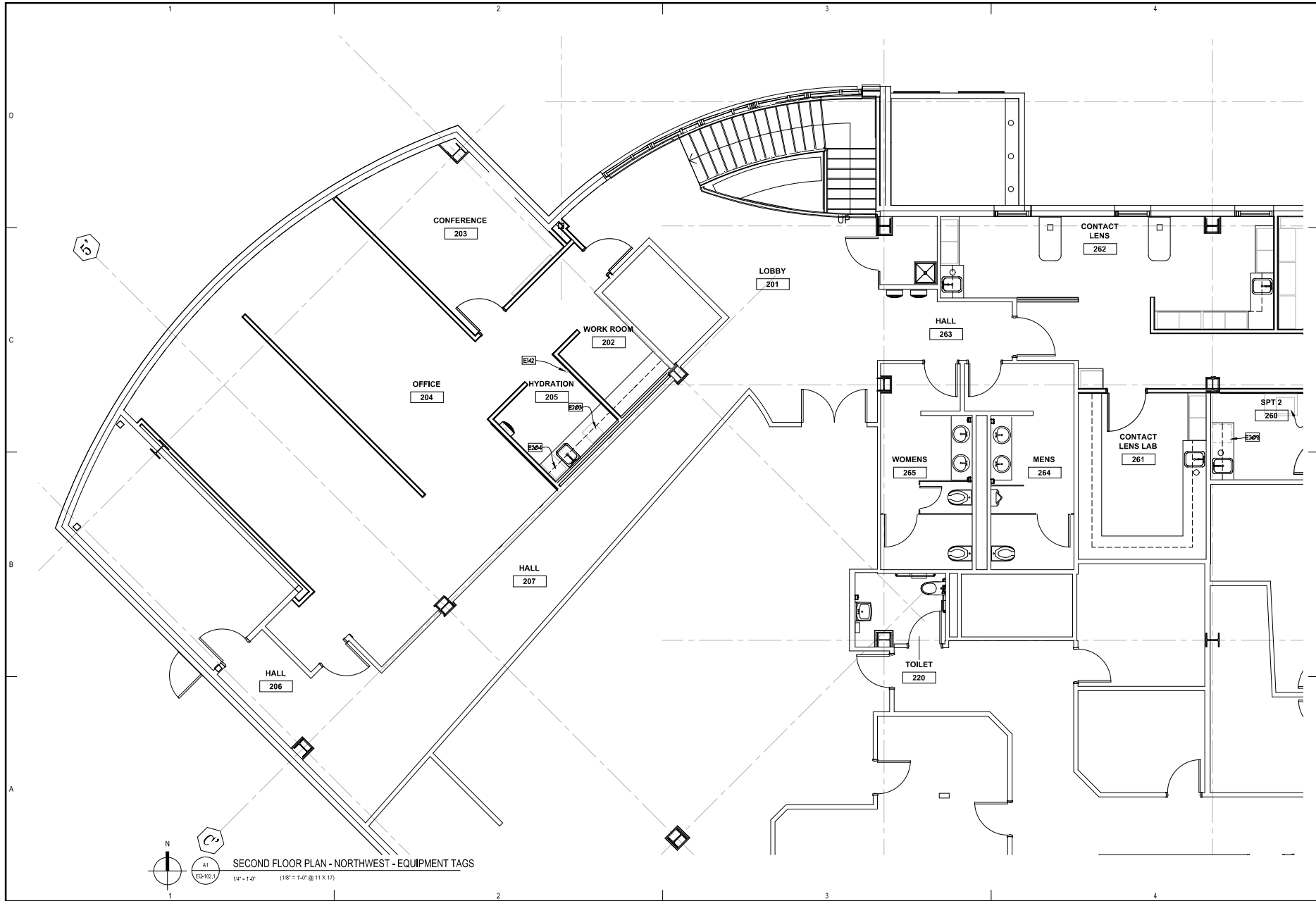
SOUTHCENTRAL FOUNDATION
SCF FIREWEED BUILDING
 RENOVATION
 4341 TUDOR CENTRE DR

Revisions		
No.	Description	Date

Drawn by TOLVSTAD	Date 1-10-23
Checked TOLVSTAD	Job No. 21003.01

Sheet Contents
 FLOOR PLAN - FULL
 EQUIPMENT TAGS

Sheet No.
EQ-102



SECOND FLOOR PLAN - NORTHWEST - EQUIPMENT TAGS
 1/4" = 1'-0" (1/8" = 1'-0" @ 11 X 17)



DENTAL
 EQUIPMENT
 LAYOUT &
 COORDINATION
 DRAWINGS

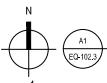
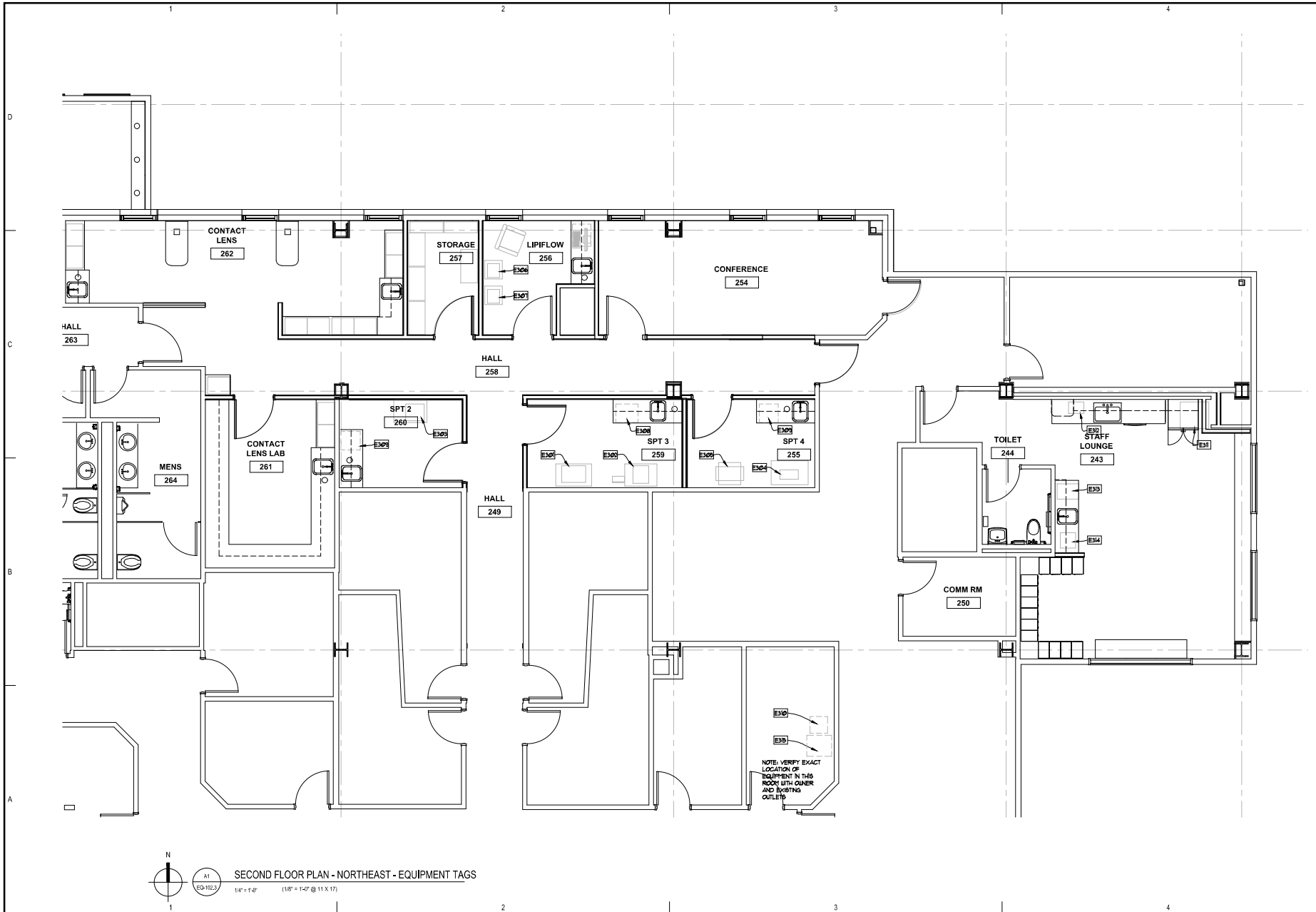
SOUTHCENTRAL FOUNDATION
**SCF FIREWEED BUILDING
 RENOVATION**
 4341 TUDOR CENTRE DR

Revisions		
No.	Description	Date

Drawn by TOLVSTAD	Date 1-10-23
Checked TOLVSTAD	Job No. 21003.01

Sheet Contents
 FLOOR PLAN - NORTHWEST
 EQUIPMENT TAGS

Sheet No.
EQ-102.1



SECOND FLOOR PLAN - NORTHEAST - EQUIPMENT TAGS
 1/4" = 1'-0" (1/8" = 1'-0" @ 11 X 17)



DENTAL
 EQUIPMENT
 LAYOUT &
 COORDINATION
 DRAWINGS

SOUTHCENTRAL FOUNDATION
**SCF FIREWEED BUILDING
 RENOVATION**
 4341 TUDOR CENTRE DR


Revisions

No.	Description	Date

Drawn by TOLVSTAD	Date 1-10-23
Checked TOLVSTAD	Job No. 21003.01

Sheet Contents
 FLOOR PLAN - NORTHEAST
 EQUIPMENT TAGS

Sheet No.
EQ-102.3



OPTOMETRY EQUIPMENT SCHEDULE																					
EQ NO	EQUIPMENT	MANUFACTURER	MODEL	OFCI	OFCI	OFCI	BACKING	AIR	VACUUM	N2O	O2	CU	HU	WASTE	VENT	POWER	DEDICATED	DATA	CONDUIT	REMARKS	QUANTITY
E301	OPT. COHERENCE TOMO.	ZEISS	CIRRUS HD-OCT	X												00V	YES			REMARK 1	1
E302	RINDUS	OPTOS	DAYTONA	X												00V	YES			REMARK 1	1
E303	VISUAL FIELD	ZEISS	HUMPHREY FIELD ANALYZER	X												00V	YES			REMARK 1	1
E304	FREQ. DOUBLING TECH.	ZEISS	HUMPHREY / MELCHALLYN	X												00V	YES			REMARK 1	1
E305	CORNEAL TOPOGRAPHY	ZEISS	ATLAS	X												00V	YES			REMARK 1	1
E306	LIPIFLOW	TEAR SCIENCE	THERMAL PULSATION	X												00V	5A	YES		REMARK 1	1
E307	LIPIFLOW	TEAR SCIENCE	OCULAR SURFACE INTERFER.	X												00V	5A	YES		REMARK 1	1
E308	PRINTER - BLACK	EXISTING	EXISTING	X												00V	5A	YES		REMARK 1	1
E309	PRINTER - WHITE	EXISTING	EXISTING	X												00V	5A	YES		REMARK 1	1
E310	REFRIGERATOR - MINI	EXISTING	EXISTING	X												00V				REMARK 1 # 2	1
E311	REFRIGERATOR - FULL	EXISTING	EXISTING	X												00V	5A			REMARK 1	1
E312	MICROWAVES	EXISTING	EXISTING	X												00V	5A			REMARK 1	1
E313	COFFEE MAKER	EXISTING	EXISTING	X								YES				00V	20A			REMARK 1	1
E314	ICE DISPENSER	EXISTING	EXISTING	X								YES				00V	20A			REMARK 1	1
E315	MEDICATION DISPENSER	BD PFX15	MEDSTATION B5 - 2 DRAWER	X												00V	YES			REMARK 1 # 2	1

GENERAL OPTOMETRY EQUIPMENT SCHEDULE NOTES

- A. ALL ITEMS ARE EXISTING AND LOCATED WITHIN THE EXISTING CLINIC.
- B. REFER TO EQ PLANS AND EQ INTERIOR ELEVATIONS FOR LOCATIONS OF ITEMS.
- C. REFER TO MECHANICAL AND ELECTRICAL DRAWINGS FOR ADDITIONAL INFORMATION.
- D. CONTRACTOR(S) SHALL PROVIDE A SCHEDULE TO OWNER FOR RELOCATING OF OFCI ITEMS, WHEN NEW SPACE IS AVAILABLE.

GENERAL OPTOMETRY EQUIPMENT SCHEDULE REMARKS

- 1. EXISTING ITEM TO BE RELOCATED - VERIFY VOLTAGE AND AMP CIRCUIT SIZE.
- 2. ANTICIPATE TO USE AN EXISTING OUTLET WITHIN ROOM - VERIFY CIRCUITING.



**DENTAL
EQUIPMENT
LAYOUT &
COORDINATION
DRAWINGS**

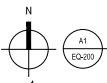
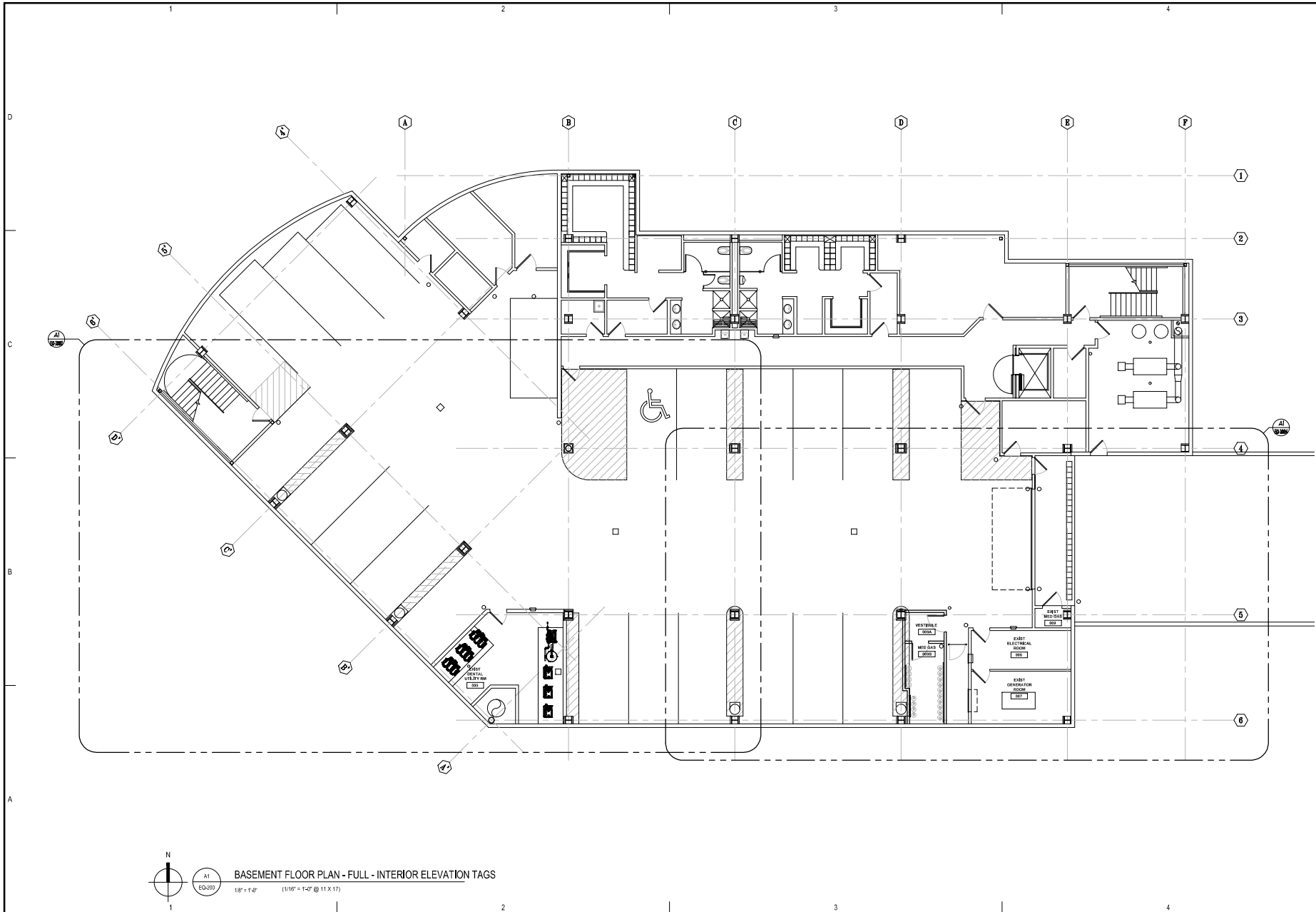
**SOUTHCENTRAL FOUNDATION
SCF FIREWEED BUILDING
RENOVATION
4341 TUDOR CENTRE DR**

Revisions		
No.	Description	Date

Drawn by TOLVSTAD	Date 1-10-23
Checked TOLVSTAD	Job No. 21003.01

Sheet Contents
EQUIPMENT SCHEDULE

Sheet No.
EQ-152



BASEMENT FLOOR PLAN - FULL - INTERIOR ELEVATION TAGS
 1/8" = 1'-0" (1/16" = 1'-0" @ 11 X 17)



**DENTAL
EQUIPMENT
LAYOUT &
COORDINATION
DRAWINGS**

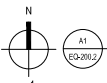
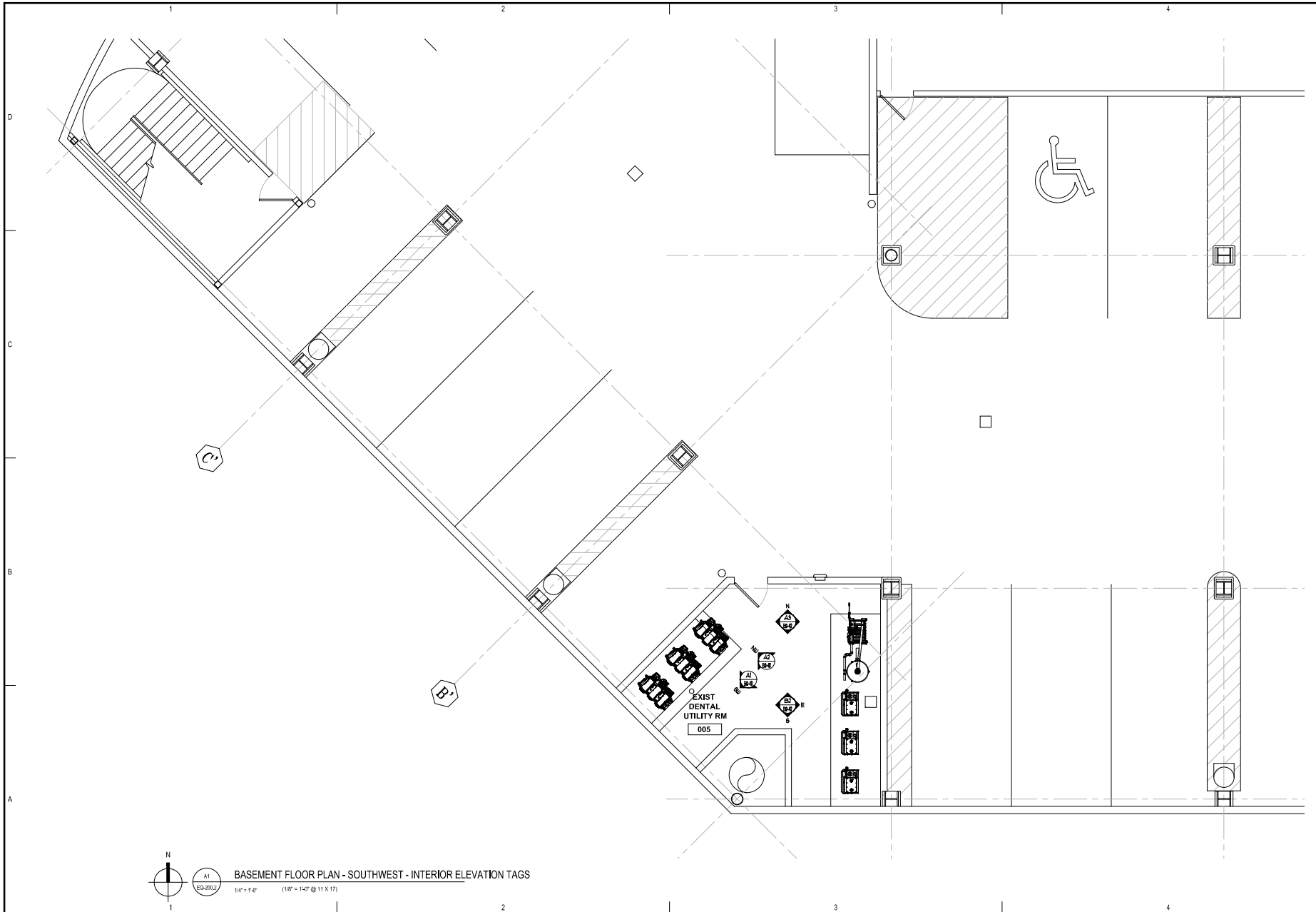
**SOUTHCENTRAL FOUNDATION
SCF FIREWEED BUILDING
RENOVATION
4341 TUDOR CENTRE DR**

Revisions		
No.	Description	Date

Drawn by TOLVSTAD	Date 1-10-23
Checked TOLVSTAD	Job No. 21003.01

Sheet Contents
 BASEMENT FLOOR PLAN - FULL
 INTERIOR ELEVATION TAGS

Sheet No.
EQ-200



BASEMENT FLOOR PLAN - SOUTHWEST - INTERIOR ELEVATION TAGS
 1/4" = 1'-0" (1/8" = 1'-0" @ 11 X 17)



**DENTAL
EQUIPMENT
LAYOUT &
COORDINATION
DRAWINGS**

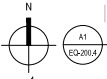
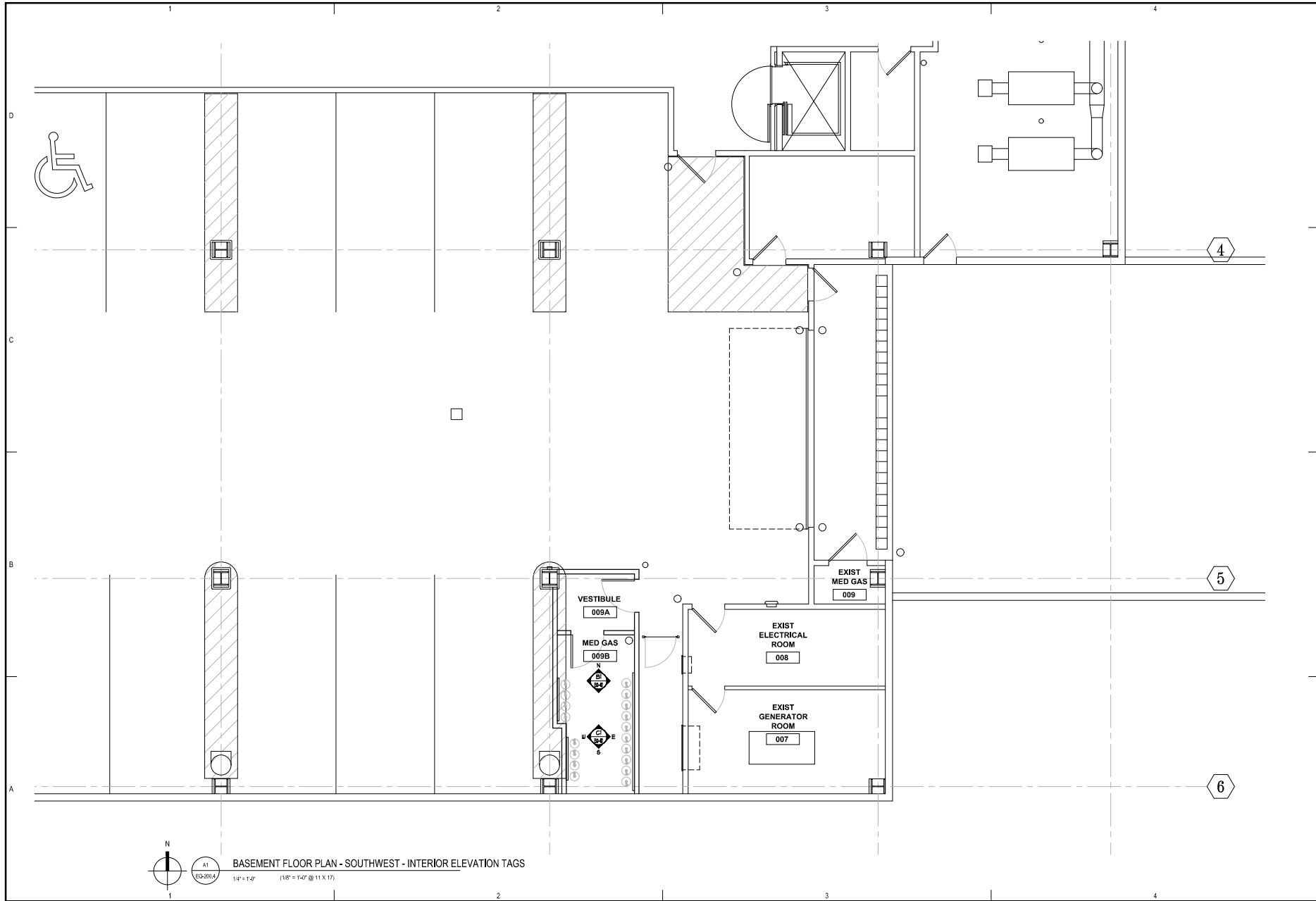
**SOUTHCENTRAL FOUNDATION
SCF FIREWEED BUILDING
RENOVATION
4341 TUDOR CENTRE DR**

Revisions		
No.	Description	Date

Drawn by TOLVSTAD	Date 1-10-23
Checked TOLVSTAD	Job No. 21003.01

Sheet Contents
 BASEMENT FLOOR PLAN - SOUTHWEST
 INTERIOR ELEVATION TAGS

Sheet No.
EQ-200.2



BASEMENT FLOOR PLAN - SOUTHWEST - INTERIOR ELEVATION TAGS
 1/4" = 1'-0" (1/8" = 1'-0" @ 11 X 17)

Architects Alaska
 ARCHITECTS ALASKA
 AK Corp. Architects License #20002
 www.architects-alaska.com

Signist Architects, Inc.
 5015 Kenmore Avenue, Ste. 100
 Anchorage, Alaska 99517
 415-778-8333 Fax: 415-778-8341
 http://www.signist.com

DENTAL
 EQUIPMENT
 LAYOUT &
 COORDINATION
 DRAWINGS

SOUTHCENTRAL FOUNDATION
**SCF FIREWEED BUILDING
 RENOVATION**
 4341 TUDOR CENTRE DR

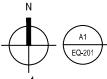
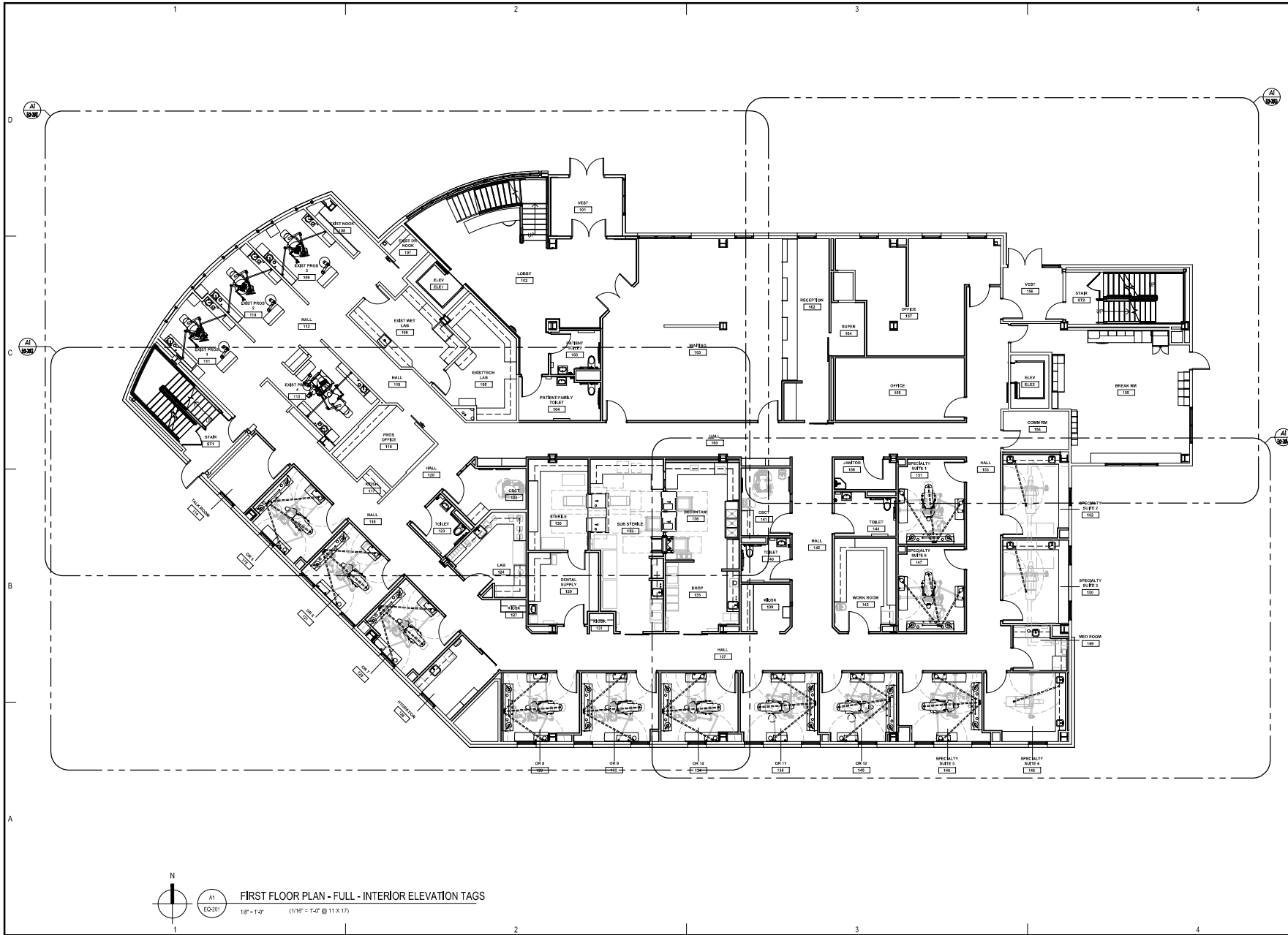
Revisions

No.	Description	Date

Drawn by TOLVSTAD	Date 1-10-23
Checked TOLVSTAD	Job No. 21003.01

Sheet Contents
 BASEMENT FLOOR PLAN - SOUTHWEST
 INTERIOR ELEVATION TAGS

Sheet No.
EQ-200.4



FIRST FLOOR PLAN - FULL - INTERIOR ELEVATION TAGS
 1/8" = 1'-0" (1/16" = 1'-0" @ 11 X 17)



DENTAL
EQUIPMENT
LAYOUT &
COORDINATION
DRAWINGS

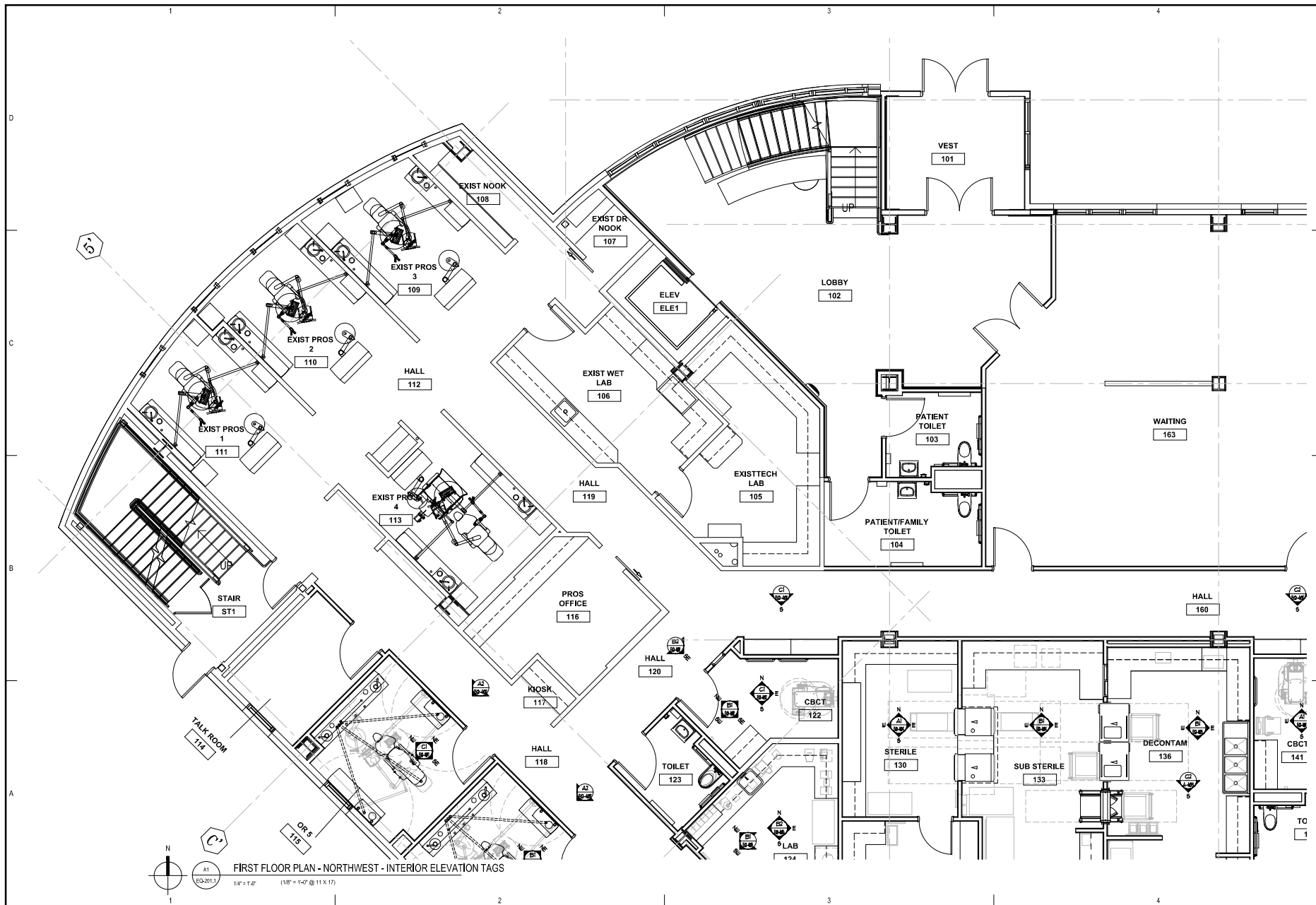
SOUTHCENTRAL FOUNDATION
SCF FIREWEED BUILDING
RENOVATION
4341 TUDOR CENTRE DR

Revisions		
No.	Description	Date

Drawn by TOLVSTAD	Date 1-10-23
Checked TOLVSTAD	Job No. 21003.01

Sheet Contents
 FLOOR PLAN - FULL
 INTERIOR ELEVATION TAGS

Sheet No.
EQ-201



N
 A1
 EQ-201.1
FIRST FLOOR PLAN - NORTHWEST - INTERIOR ELEVATION TAGS
 1/4" = 1'-0" (1/8" = 1'-0" @ 11 X 17)



ARCHITECTS ALASKA
 4450 Alyeska Parkway, Suite 100
 Anchorage, Alaska 99515
 415.763.6100 Fax 415.763.6101
 www.signist.com

DENTAL EQUIPMENT LAYOUT & COORDINATION DRAWINGS

SOUTHCENTRAL FOUNDATION
SCF FIREWEED BUILDING RENOVATION
 4341 TUDOR CENTRE DR

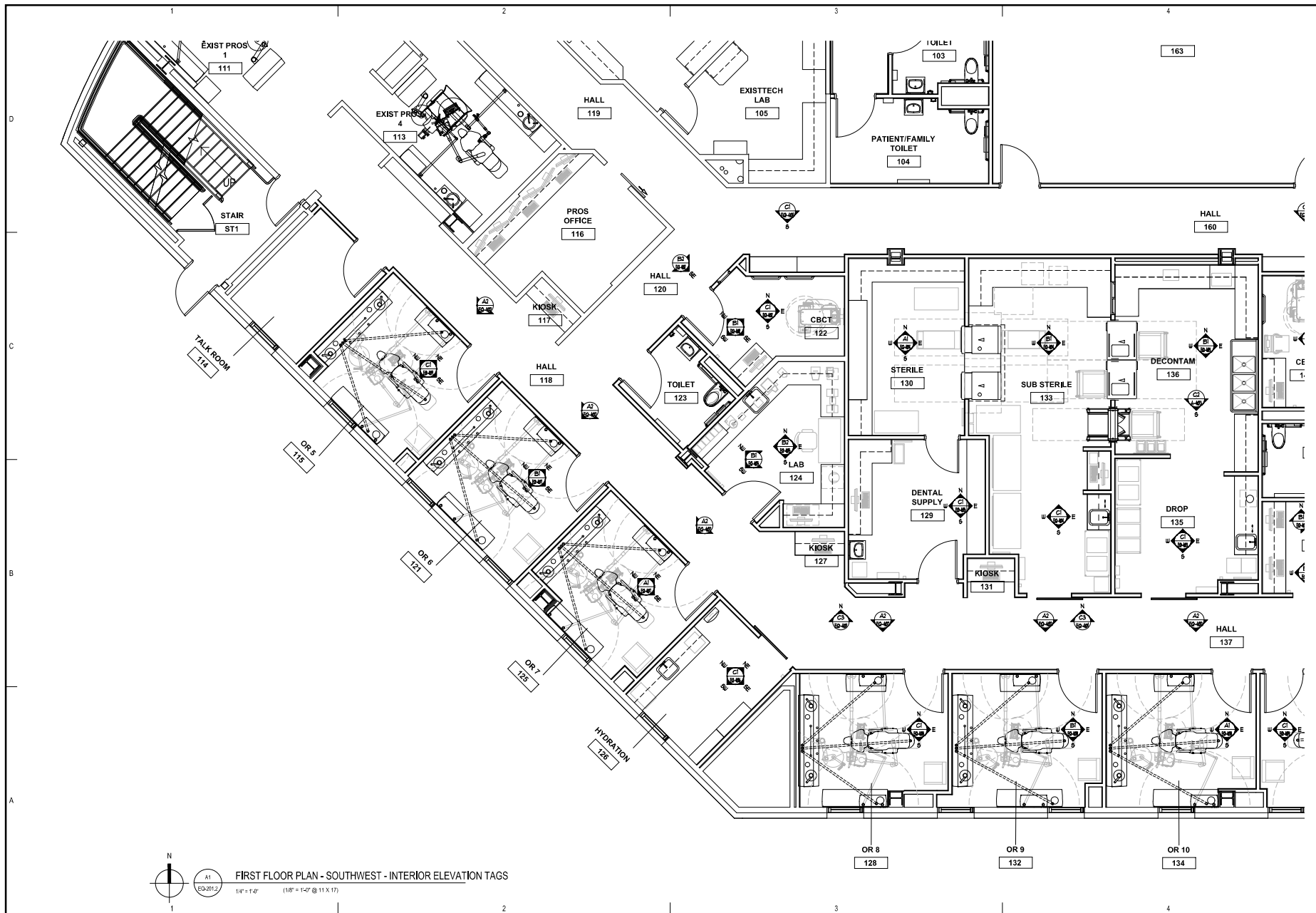
Revisions

No.	Description	Date

Drawn by: TOLVSTAD Date: 1-10-23
 Checked: TOLVSTAD Job No.: 21003.01

Sheet Contents
 FLOOR PLAN - NORTHWEST
 INTERIOR ELEVATION TAGS

Sheet No.
EQ-201.1




 A1
 EQ-201.2
FIRST FLOOR PLAN - SOUTHWEST - INTERIOR ELEVATION TAGS
 1/4" = 1'-0" (1/8" = 1'-0" @ 11 X 17)



ARCHITECTS ALASKA
 46 Corp. Administration Bldg.
 www.architectsalaska.com
S
 Sigmoid Architects, Inc.
 5000 Broadway Avenue, Ste. 200
 Anchorage, Alaska 99512
 415-757-6101 Fax: 415-757-6101
 info@sigid.com

DENTAL EQUIPMENT LAYOUT & COORDINATION DRAWINGS

SOUTH CENTRAL FOUNDATION
SCF FIREWEED BUILDING
RENOVATION
 4341 TUDOR CENTRE DR

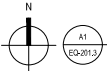
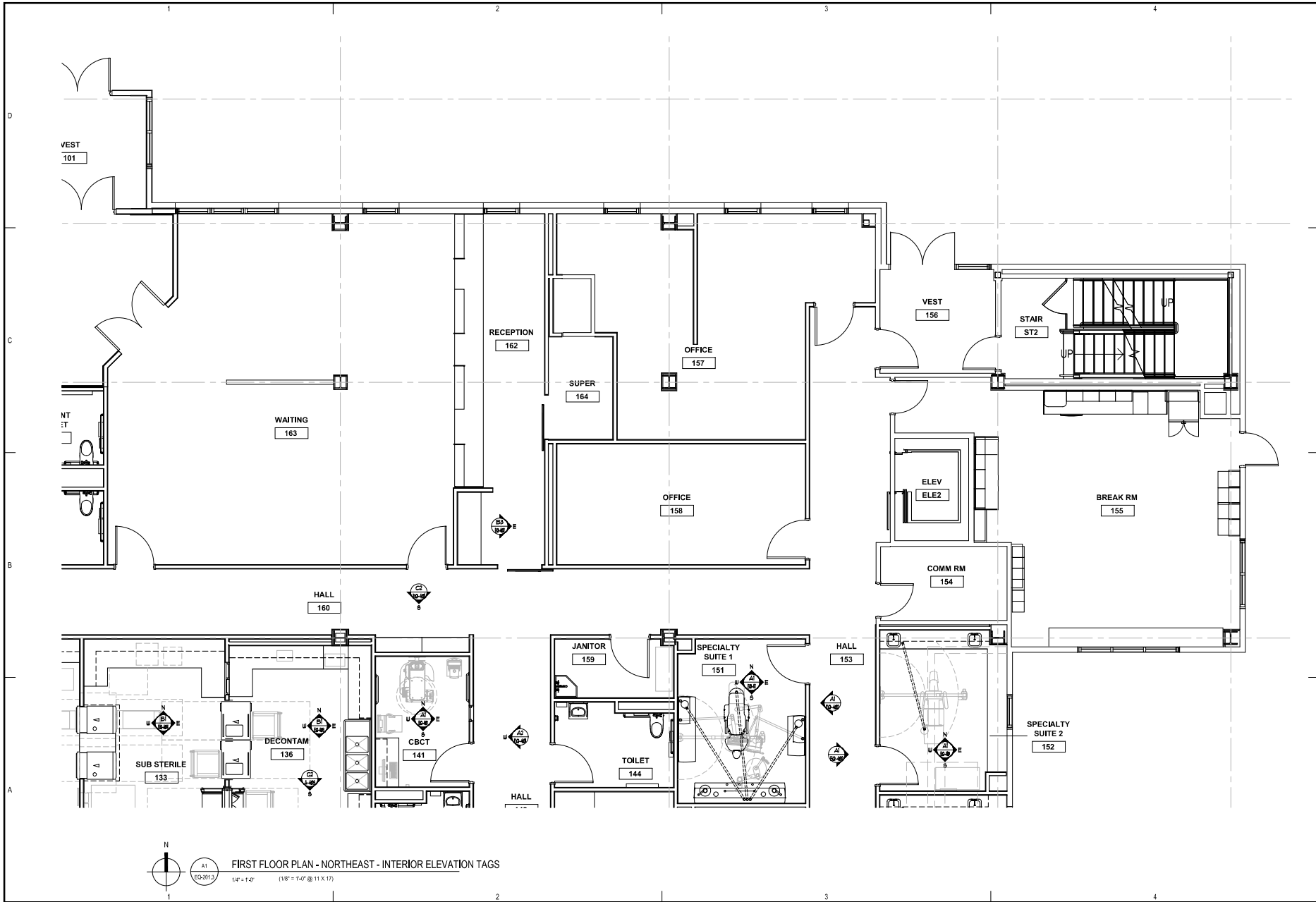
Revisions

No.	Description	Date

Drawn by TOLVSTAD	Date 1-10-23
Checked TOLVSTAD	Job No. 21003.01

Sheet Contents
 FLOOR PLAN - SOUTHWEST
 INTERIOR ELEVATION TAGS

Sheet No.
EQ-201.2



FIRST FLOOR PLAN - NORTHEAST - INTERIOR ELEVATION TAGS
 1/4" = 1'-0" (1/8" = 1'-0" @ 11 X 17)



DENTAL EQUIPMENT LAYOUT & COORDINATION DRAWINGS

**SOUTHCENTRAL FOUNDATION
 SCF FIREWEED BUILDING
 RENOVATION
 4341 TUDOR CENTRE DR**

Revisions

No.	Description	Date

Drawn by TOLVSTAD	Date 1-13-23
Checked TOLVSTAD	Job No. 21003.01

Sheet Contents
 FLOOR PLAN - NORTHEAST
 INTERIOR ELEVATION TAGS

Sheet No.
EQ-201.3

DENTAL
EQUIPMENT
LAYOUT &
COORDINATION
DRAWINGS

SOUTHCENTRAL FOUNDATION
**SCF FIREWEED BUILDING
RENOVATION**
4341 TUDOR CENTRE DR

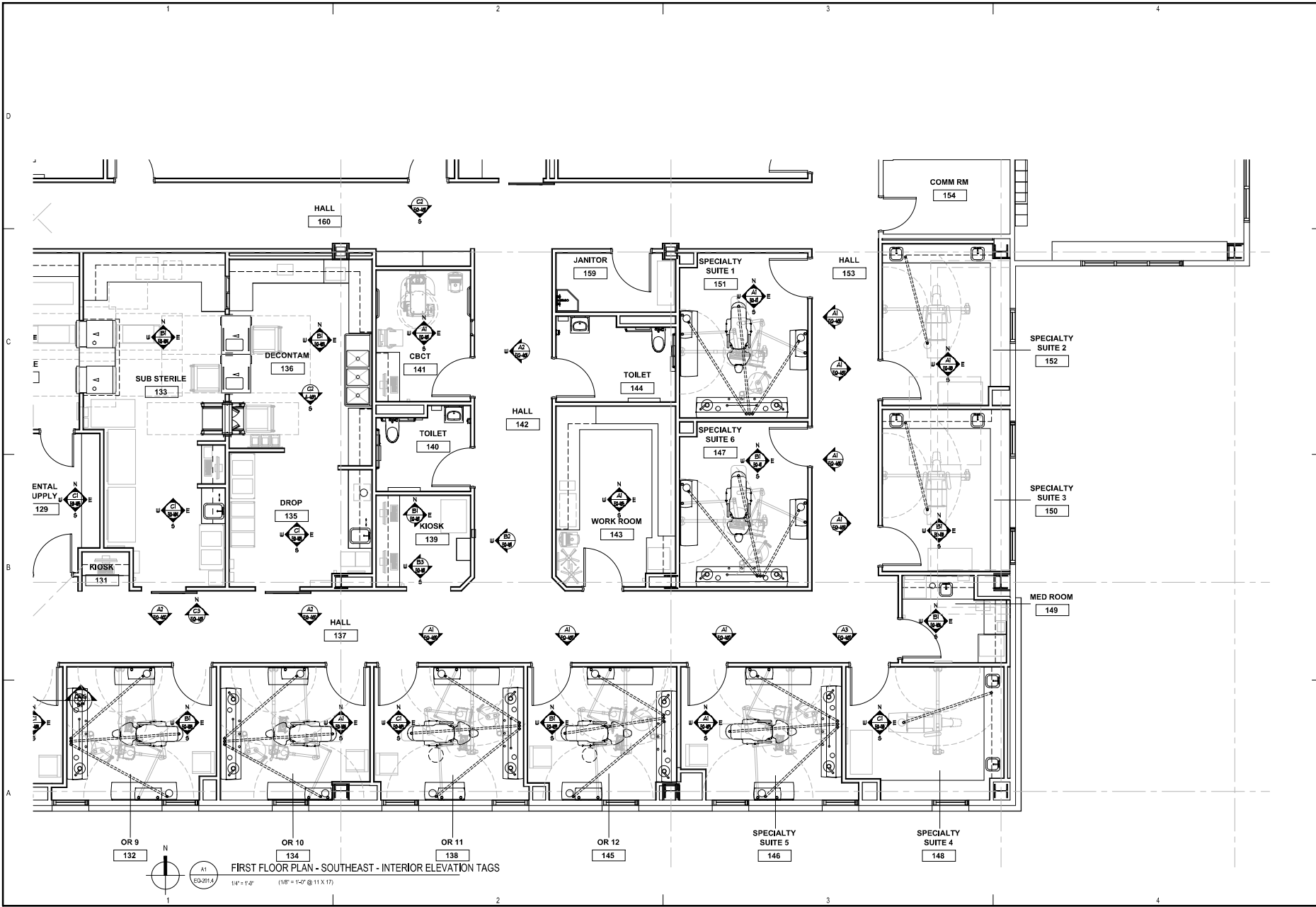
Revisions

No.	Description	Date

Drawn by TOLVSTAD	Date 1-10-23
Checked TOLVSTAD	Job No. 21003.01

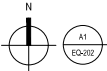
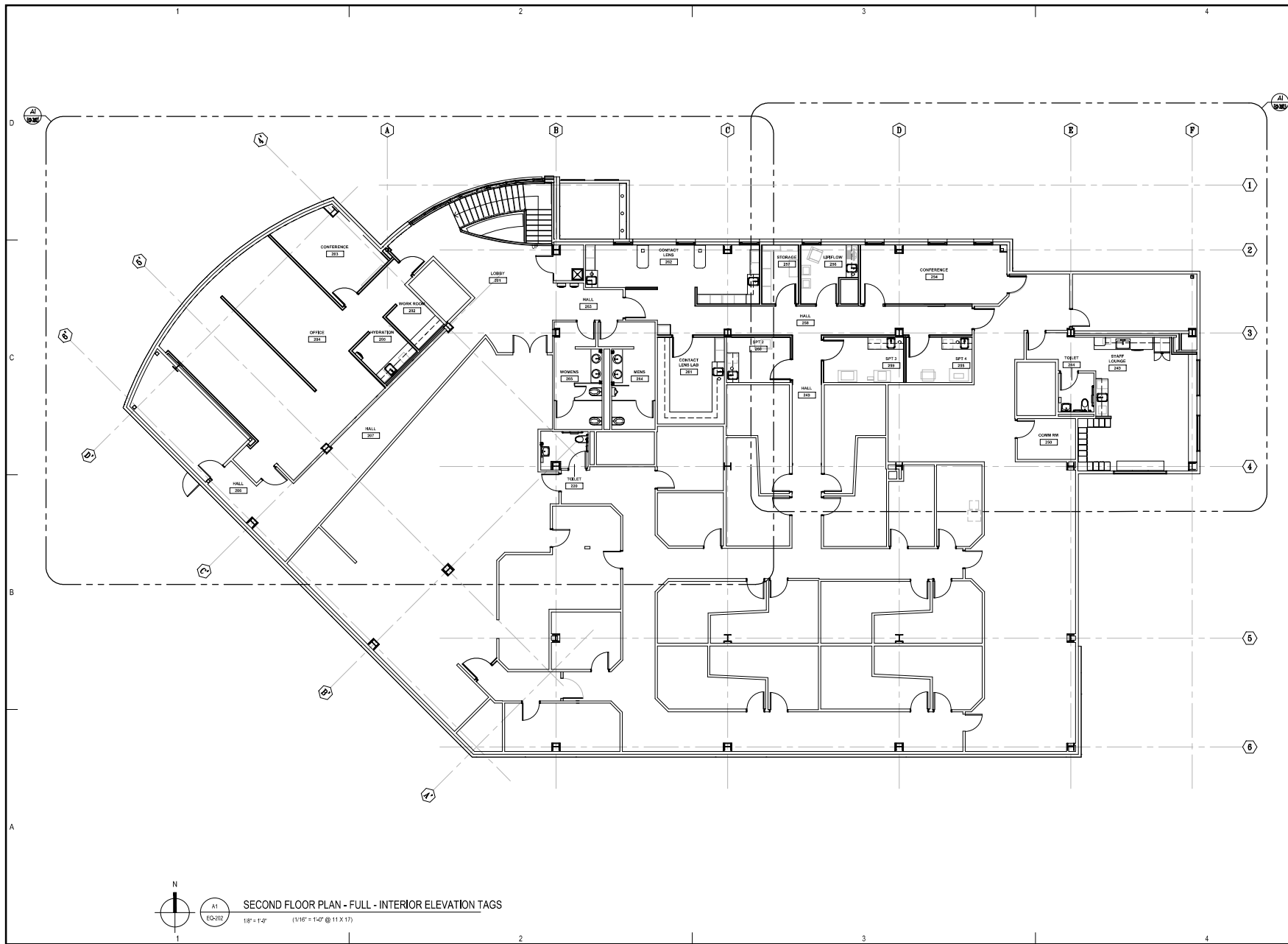
Sheet Contents
FLOOR PLAN - SOUTHEAST
INTERIOR ELEVATION TAGS

Sheet No.
EQ-201.4



OR 9 132 OR 10 134 OR 11 138 OR 12 145 SPECIALTY SUITE 5 146 SPECIALTY SUITE 4 148

FIRST FLOOR PLAN - SOUTHEAST - INTERIOR ELEVATION TAGS
1/4" = 1'-0" (1/8" = 1'-0" @ 11 X 17)



SECOND FLOOR PLAN - FULL - INTERIOR ELEVATION TAGS
 1/8" = 1'-0" (1/16" = 1'-0" @ 11 X 17)



DENTAL
EQUIPMENT
LAYOUT &
COORDINATION
DRAWINGS

SOUTHCENTRAL FOUNDATION
SCF FIREWEED BUILDING
 RENOVATION
 4341 TUDOR CENTRE DR

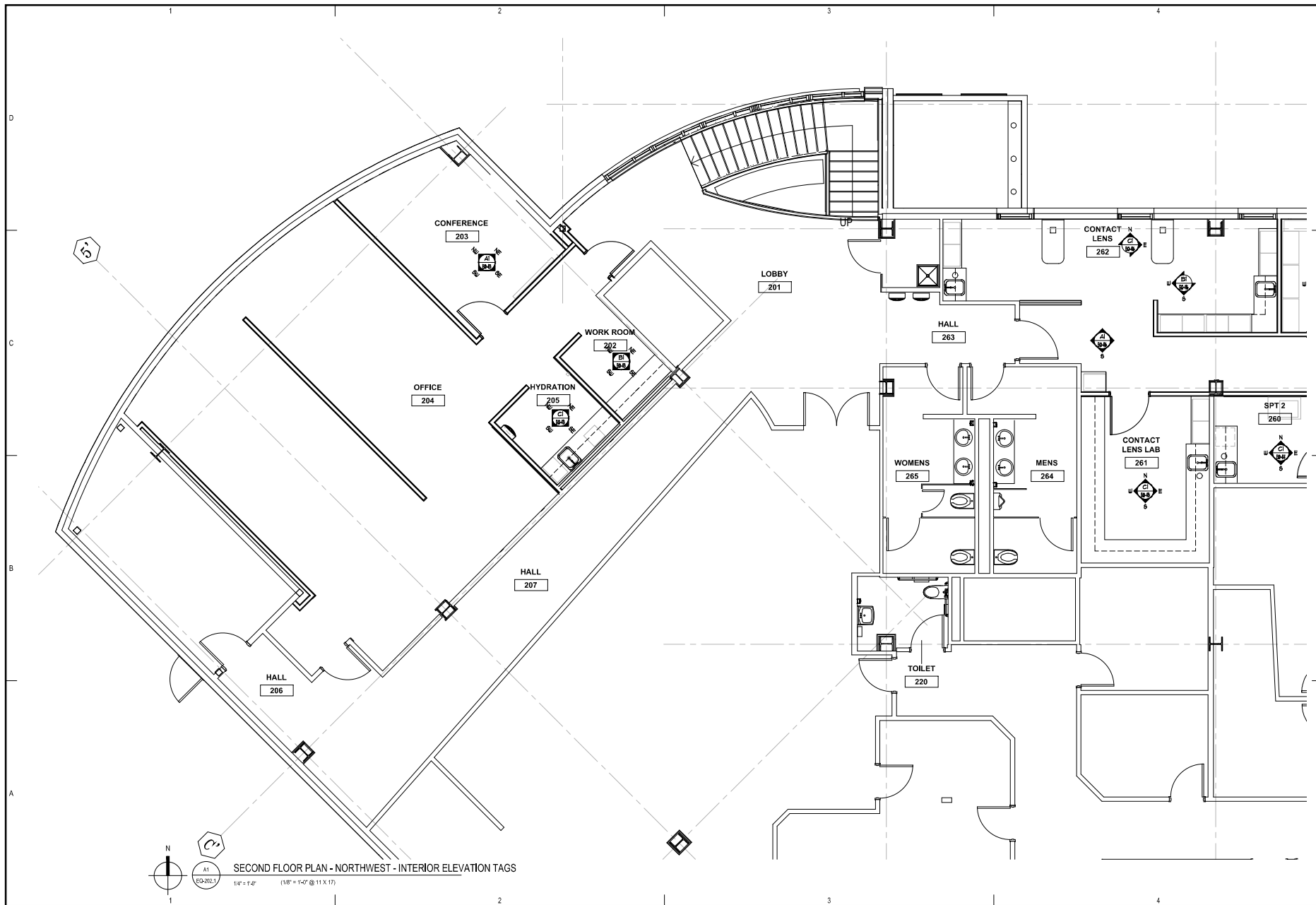
Revisions

No.	Description	Date

Drawn by TOLVSTAD	Date 1-10-23
Checked TOLVSTAD	Job No. 21003.01

Sheet Contents
 FLOOR PLAN - FULL
 INTERIOR ELEVATION TAGS

Sheet No.
EQ-202



SECOND FLOOR PLAN - NORTHWEST - INTERIOR ELEVATION TAGS
 1/4" = 1'-0" (1/8" = 1'-0" @ 11 X 17)



DENTAL
 EQUIPMENT
 LAYOUT &
 COORDINATION
 DRAWINGS

SOUTHCENTRAL FOUNDATION
**SCF FIREWEED BUILDING
 RENOVATION**
 4341 TUDOR CENTRE DR

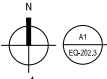
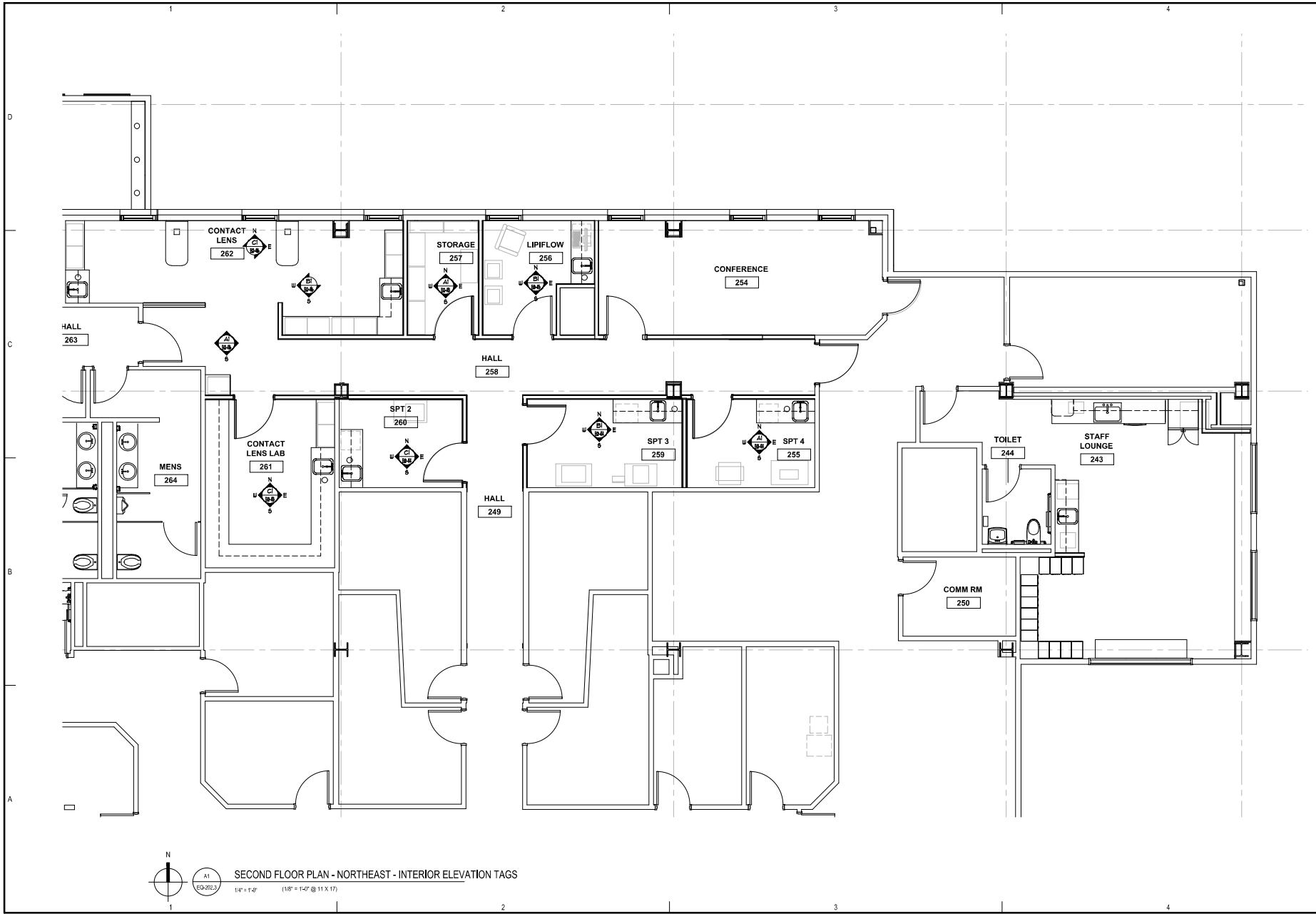
Revisions

No.	Description	Date

Drawn by TOLVSTAD	Date 1-10-23
Checked TOLVSTAD	Job No. 21003.01

Sheet Contents
 FLOOR PLAN - NORTHWEST
 INTERIOR ELEVATION TAGS

Sheet No.
EQ-202.1



SECOND FLOOR PLAN - NORTHEAST - INTERIOR ELEVATION TAGS
 1/4" = 1'-0" (1/8" = 1'-0" @ 11 X 17)



DENTAL
 EQUIPMENT
 LAYOUT &
 COORDINATION
 DRAWINGS

SOUTHCENTRAL FOUNDATION
**SCF FIREWEED BUILDING
 RENOVATION**
 4341 TUDOR CENTRE DR

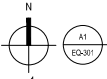
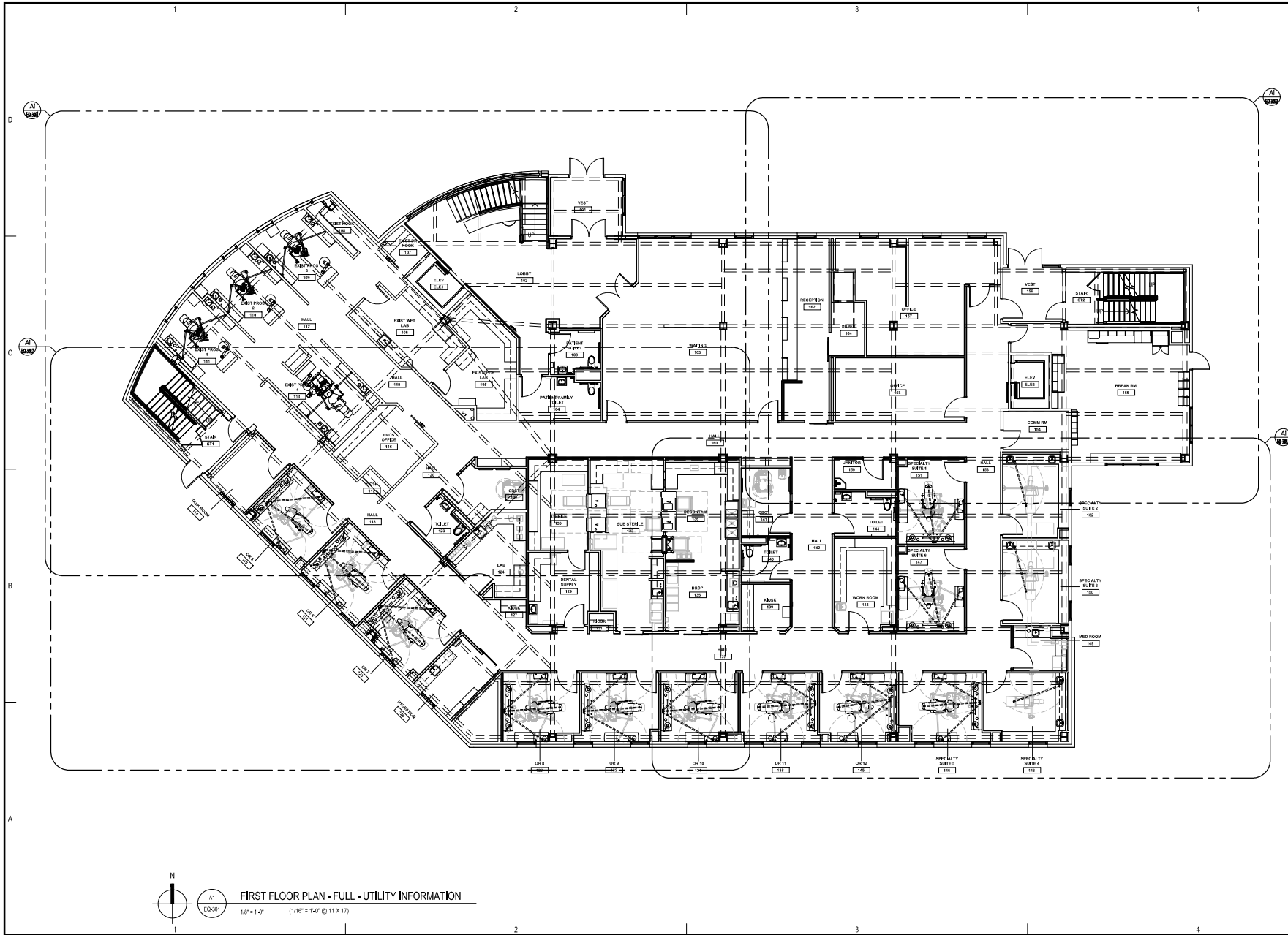
Revisions

No.	Description	Date

Drawn by TOLVSTAD	Date 1-10-23
Checked TOLVSTAD	Job No. 21003.01

Sheet Contents
 FLOOR PLAN - NORTHEAST
 INTERIOR ELEVATION TAGS

Sheet No.
EQ-202.3



FIRST FLOOR PLAN - FULL - UTILITY INFORMATION
 1/8" = 1'-0" (1/16" = 1'-0" @ 11 X 17)



DENTAL EQUIPMENT LAYOUT & COORDINATION DRAWINGS

**SOUTHCENTRAL FOUNDATION
 SCF FIREWEED BUILDING
 RENOVATION
 4341 TUDOR CENTRE DR**

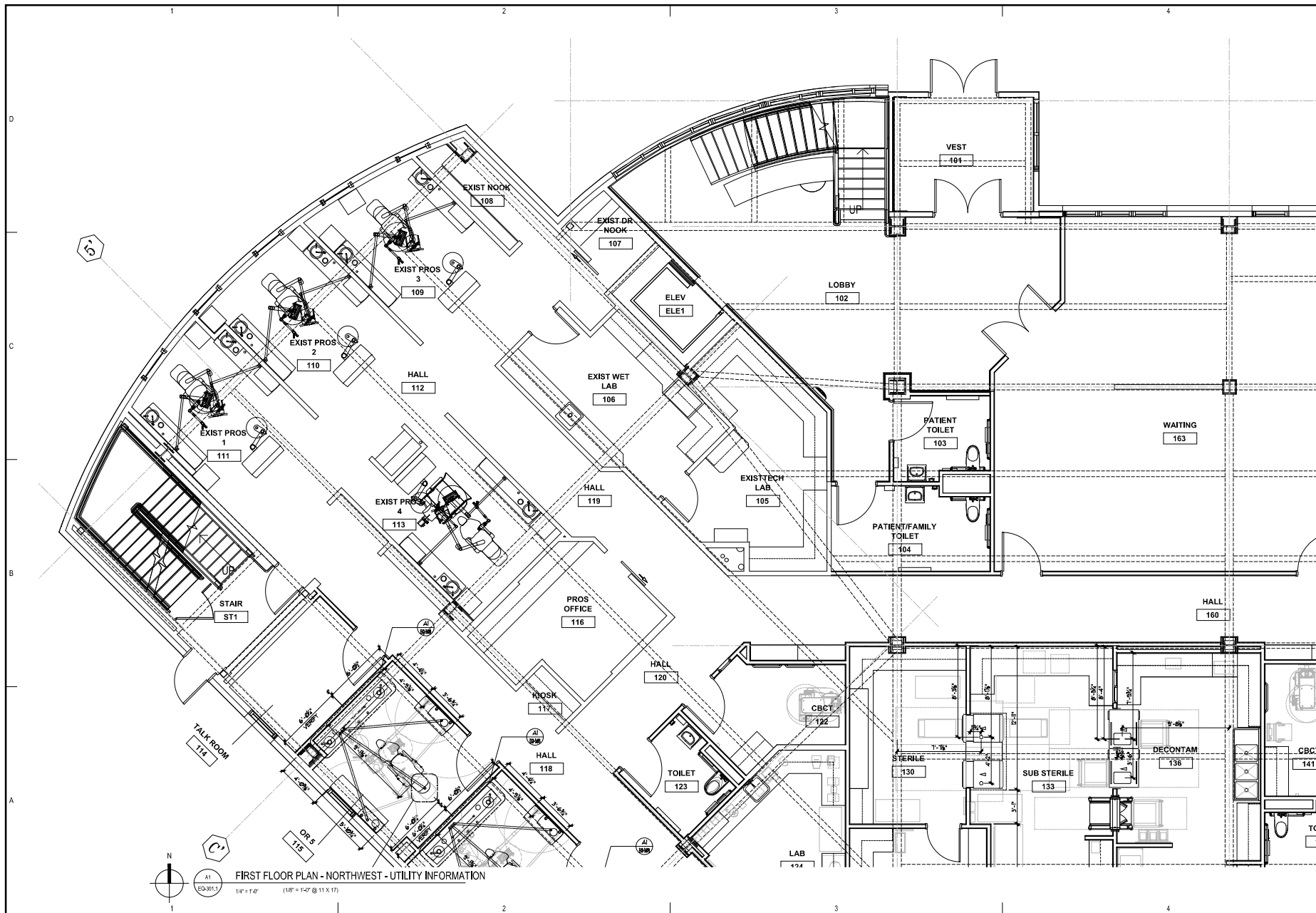
Revisions


No.	Description	Date

Drawn by TOLVSTAD	Date 1-10-23
Checked TOLVSTAD	Job No. 21003.01

Sheet Contents
 FLOOR PLAN - FULL
 UTILITY INFORMATION

Sheet No.
EQ-301




 A1
 EQ-301.1
FIRST FLOOR PLAN - NORTHWEST - UTILITY INFORMATION
 1/4" = 1'-0" (1/8" = 1'-0" @ 11 X 17)



DENTAL EQUIPMENT LAYOUT & COORDINATION DRAWINGS

SOUTHCENTRAL FOUNDATION
SCF FIREWEED BUILDING RENOVATION
 4341 TUDOR CENTRE DR

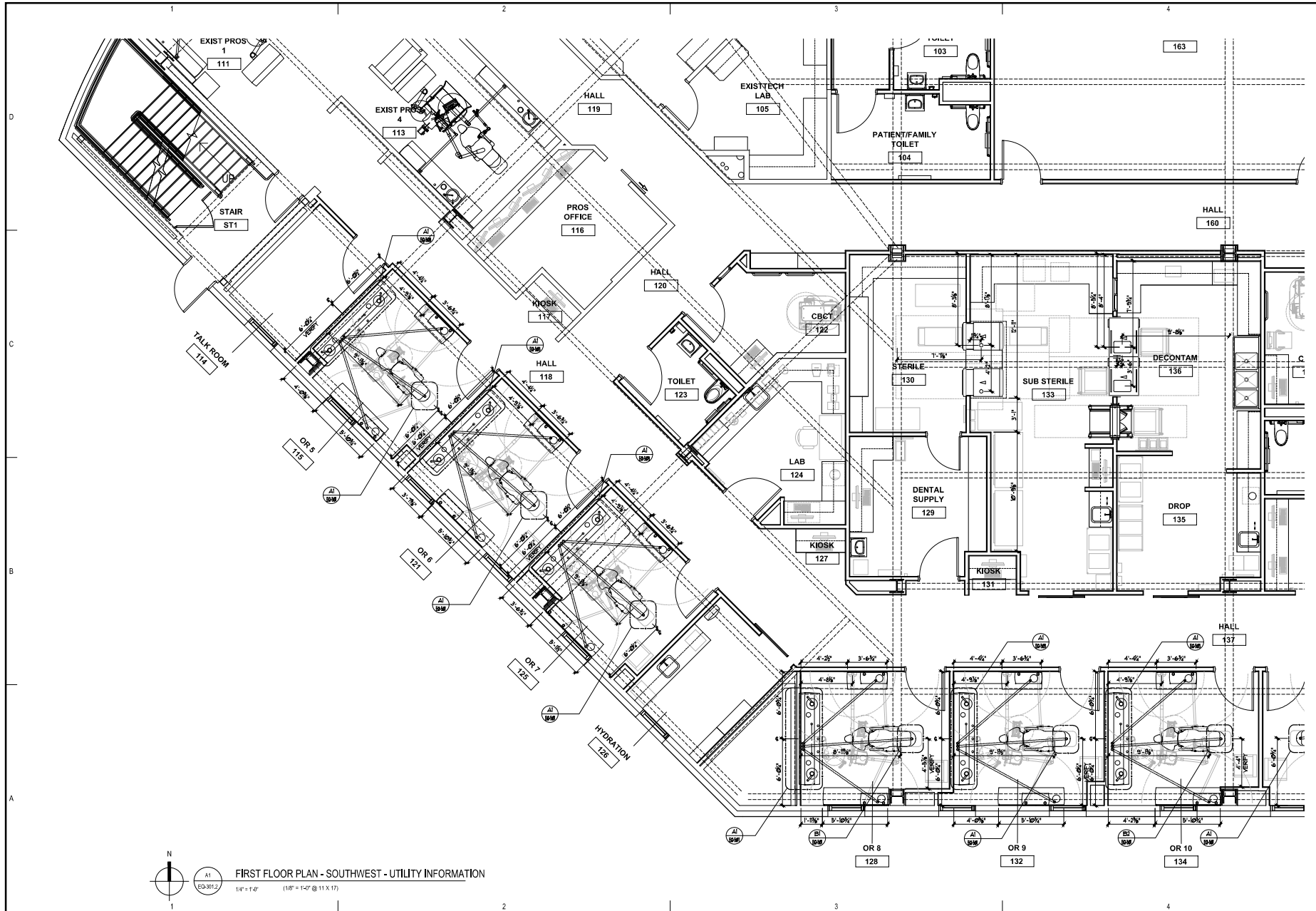
Revisions


No.	Description	Date

Drawn by TOLVSTAD	Date 1-10-23
Checked TOLVSTAD	Job No. 21003.01

Sheet Contents
 FLOOR PLAN - NORTHWEST
 UTILITY INFORMATION

Sheet No.
EQ-301.1




 A1
 EQ-301.2
FIRST FLOOR PLAN - SOUTHWEST - UTILITY INFORMATION
 1/4" = 1'-0" (1/8" = 1'-0" @ 11 X 17)



ARCHITECTS ALASKA
 46 Glen Avenue, Anchorage, Alaska 99501
 www.architectsalaska.com
Sigmoid Architects, Inc.
 5000 Northern Avenue, Ste. 100
 Anchorage, Alaska 99518
 415-757-6101 Fax: 415-757-6101
 info@sigmoid.com

DENTAL EQUIPMENT LAYOUT & COORDINATION DRAWINGS

**SOUTHCENTRAL FOUNDATION
 SCF FIREWEED BUILDING
 RENOVATION**
 4341 TUDOR CENTRE DR

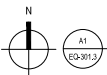
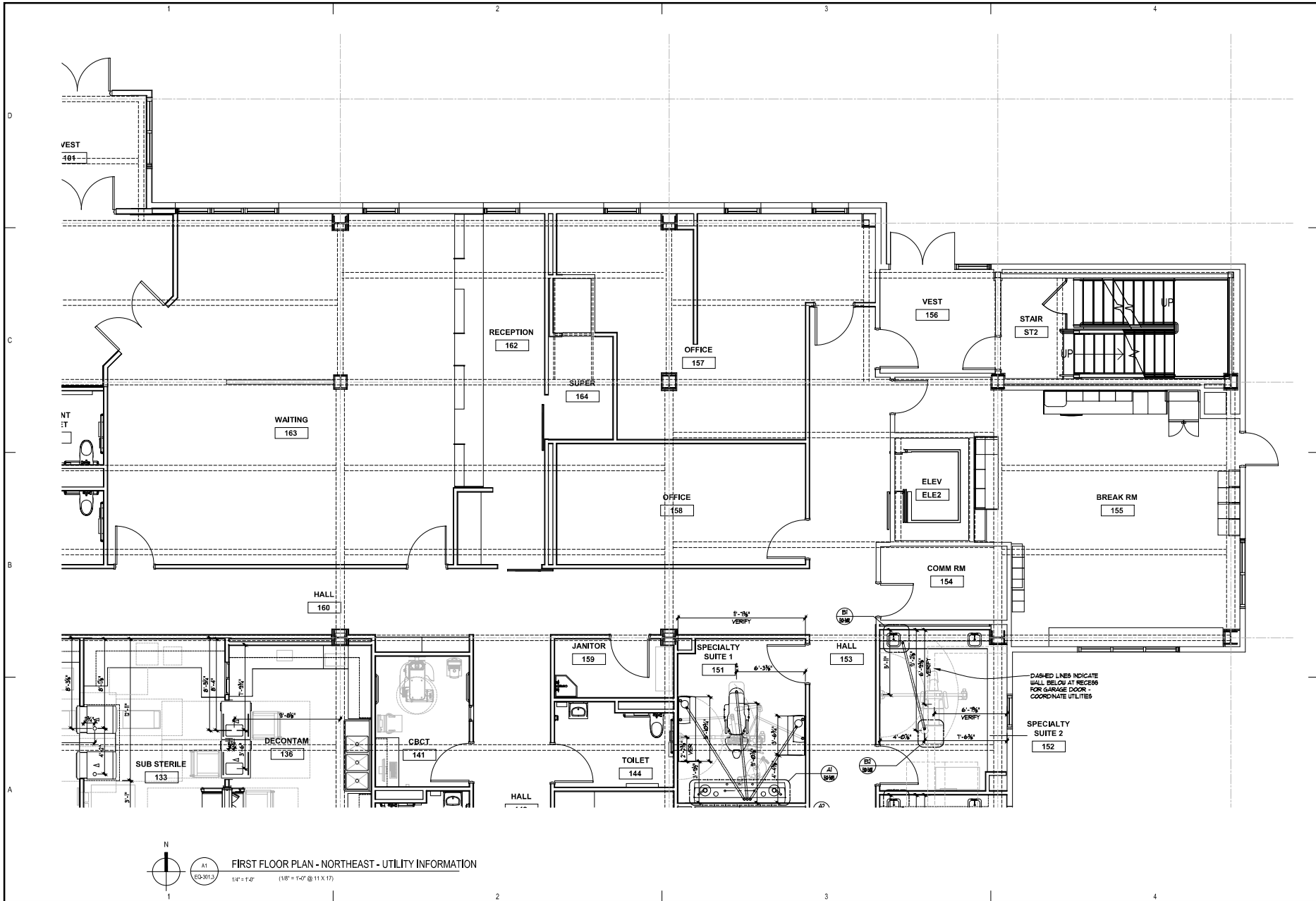
Revisions

No.	Description	Date

Drawn by TOLVSTAD	Date 1-10-23
Checked TOLVSTAD	Job No. 21003.01

Sheet Contents
 FLOOR PLAN - SOUTHWEST
 UTILITY INFORMATION

Sheet No.
EQ-301.2



FIRST FLOOR PLAN - NORTHEAST - UTILITY INFORMATION
 1/4" = 1'-0" (1/8" = 1'-0" @ 11 X 17)



DENTAL
EQUIPMENT
LAYOUT &
COORDINATION
DRAWINGS

SOUTHCENTRAL FOUNDATION
SCF FIREWEED BUILDING
 RENOVATION
 4341 TUDOR CENTRE DR

Revisions

No.	Description	Date

Drawn by TOLVSTAD	Date 1-13-23
Checked TOLVSTAD	Job No. 21003.01

Sheet Contents
 FLOOR PLAN - NORTHEAST
 UTILITY INFORMATION

Sheet No.
EQ-301.3

DENTAL
EQUIPMENT
LAYOUT &
COORDINATION
DRAWINGS

SOUTHCENTRAL FOUNDATION
SCF FIREWEED BUILDING
RENOVATION
4341 TUDOR CENTRE DR

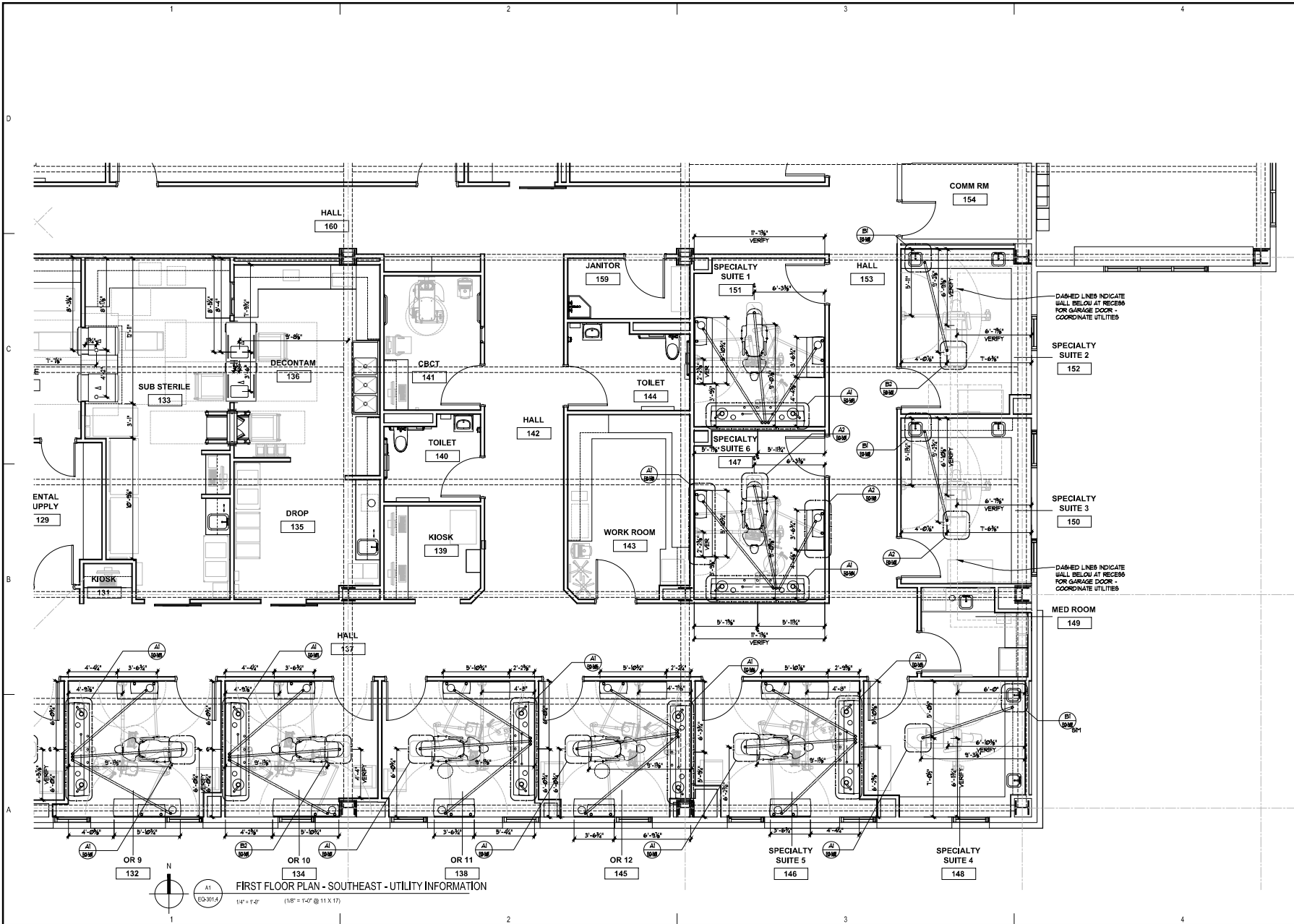
Revisions

No.	Description	Date

Drawn by TOLVSTAD	Date 1-10-23
Checked TOLVSTAD	Job No. 21003.01

Sheet Contents
FLOOR PLAN - SOUTHEAST
UTILITY INFORMATION

Sheet No.
EQ-301.4



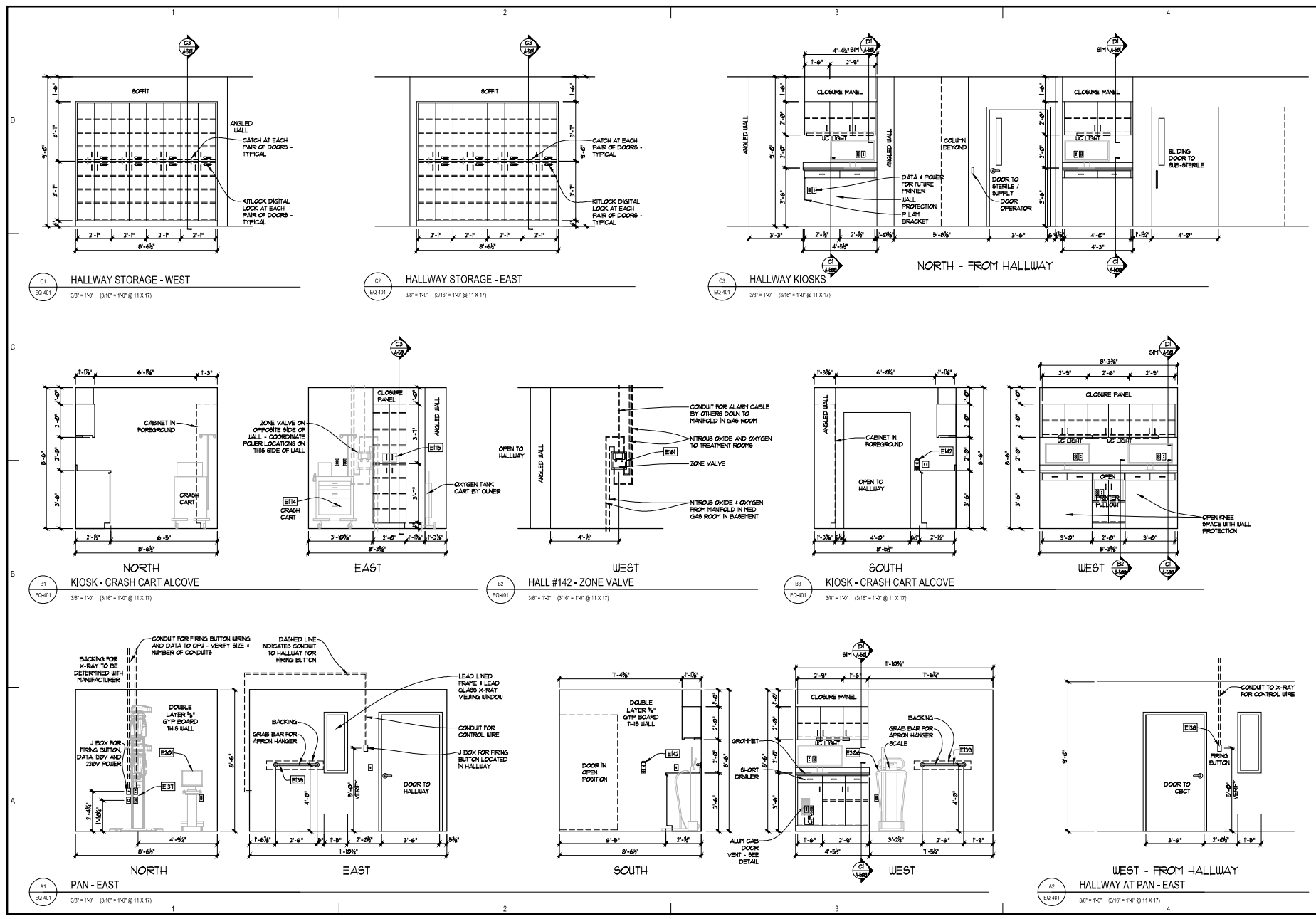
Revisions

No.	Description	Date

Drawn by TOLVSTAD	Date 1-10-23
Checked TOLVSTAD	Job No. 21003.01

Sheet Contents
 INTERIOR ELEVATIONS

Sheet No.
EQ-401



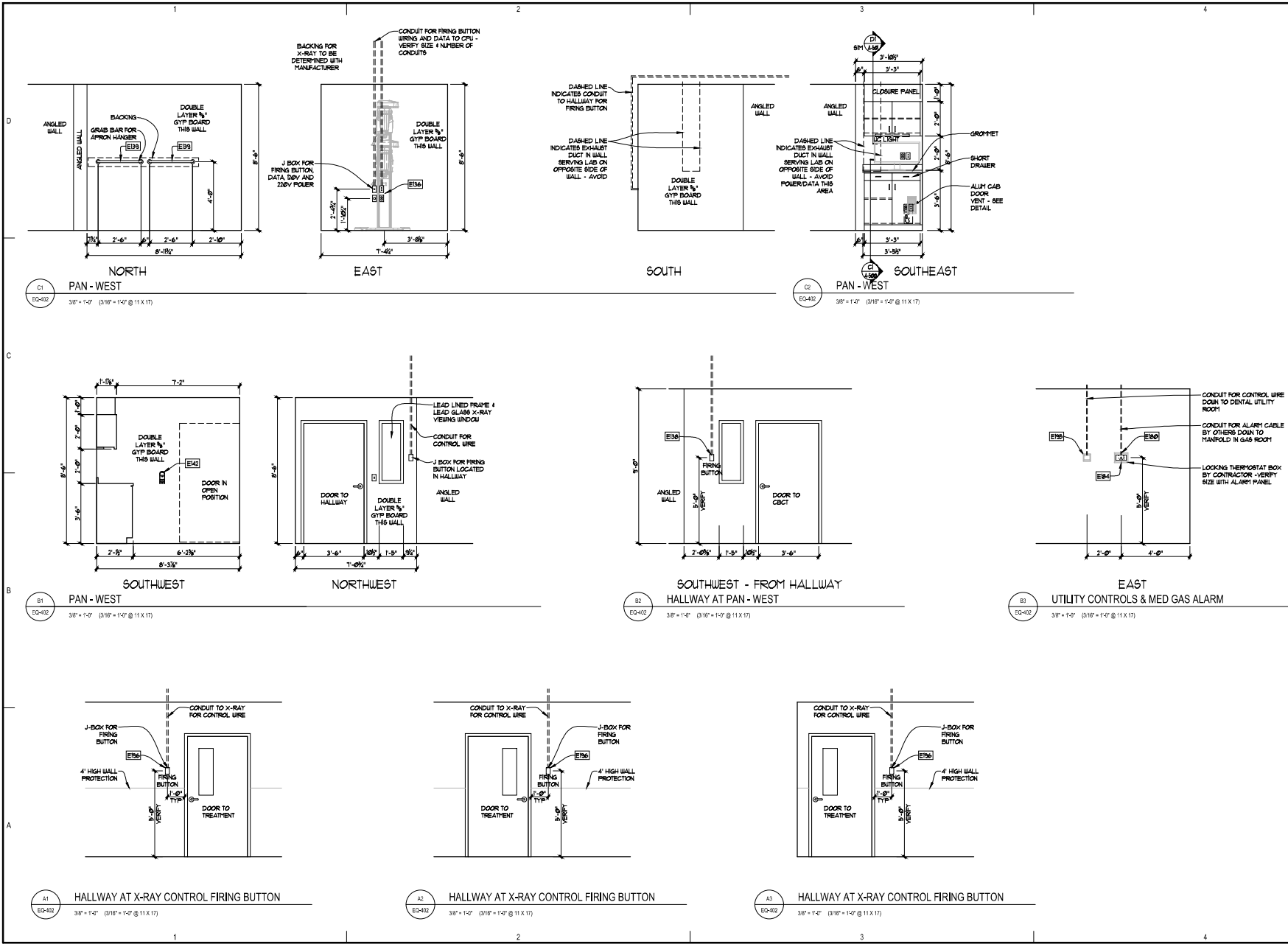
Revisions

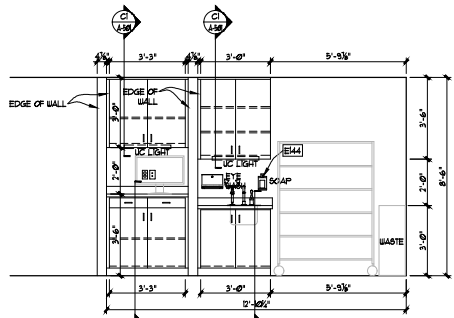
No.	Description	Date

Drawn by TOLVSTAD	Date 1-10-23
Checked TOLVSTAD	Job No. 21003.01

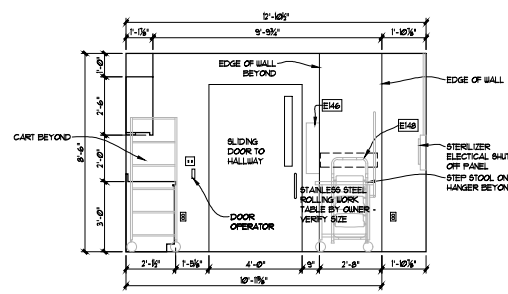
Sheet Contents
 INTERIOR ELEVATIONS

Sheet No.
 EQ-402

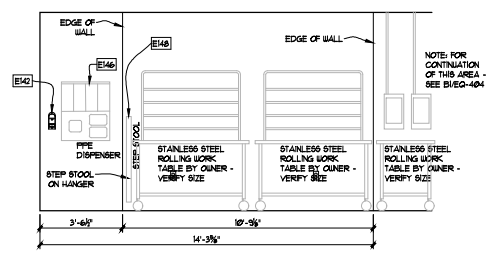




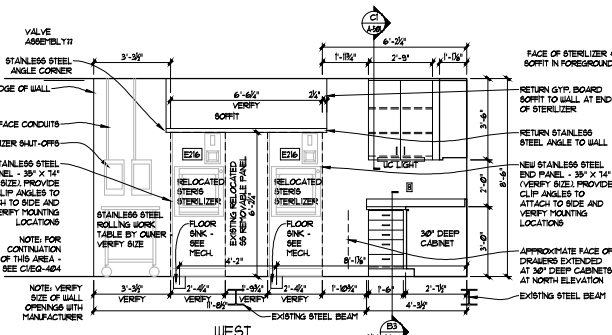
C1 SUBSTERILE ENTRY EAST
EQ-404 3'0" x 15'0" (3'10" x 15'0" @ 1/16" X 1/16")



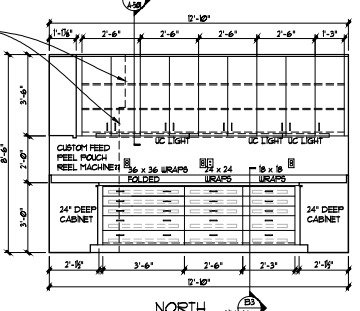
SOUTH



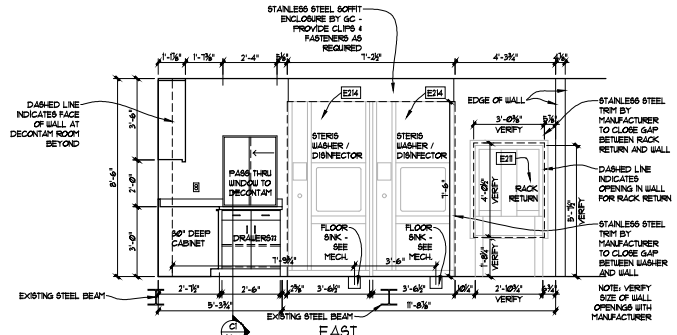
WEST



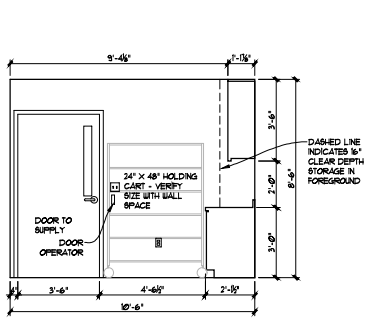
B1 SUBSTERILE WEST
EQ-404 3'0" x 15'0" (3'10" x 15'0" @ 1/16" X 1/16")



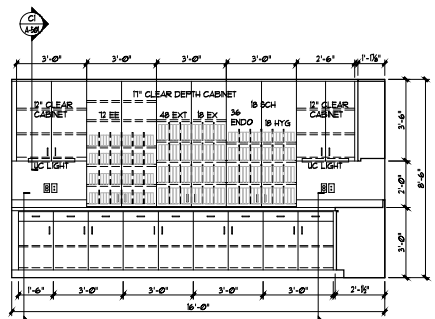
NORTH



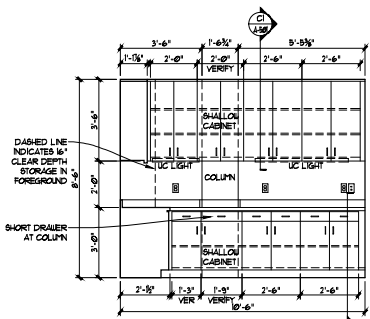
EAST



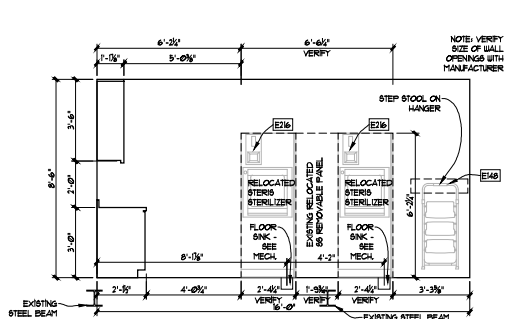
A1 STERILE SOUTH
EQ-404 3'0" x 15'0" (3'10" x 15'0" @ 1/16" X 1/16")



WEST



NORTH



EAST



DENTAL EQUIPMENT LAYOUT & COORDINATION DRAWINGS

SOUTHCENTRAL FOUNDATION
SCF FIREWEED BUILDING
RENOVATION
4341 TUDOR CENTRE DR

Revisions		
No.	Description	Date

Drawn by TOLVSTAD	Date 1-10-23
Checked TOLVSTAD	Job No. 21003.01

Sheet Contents
INTERIOR ELEVATIONS

Sheet No.
EQ-404

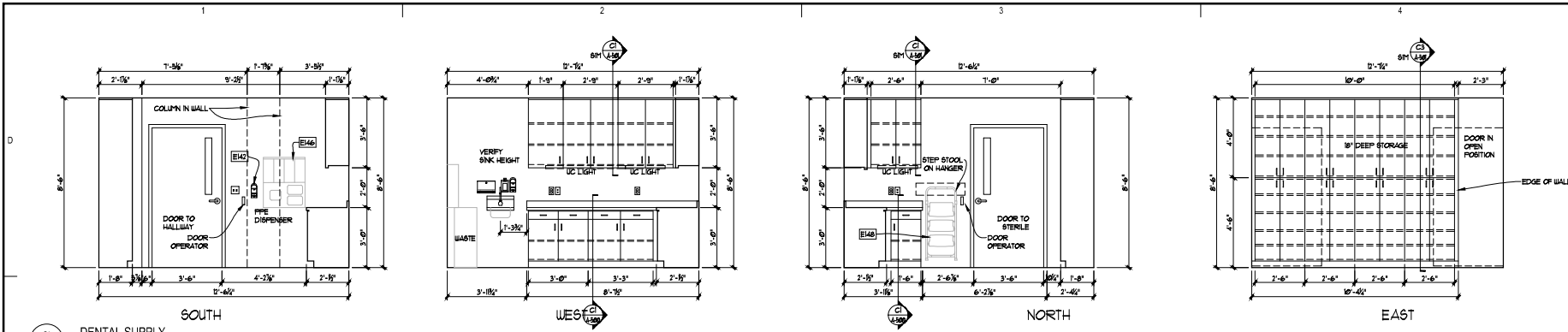
Revisions

No.	Description	Date

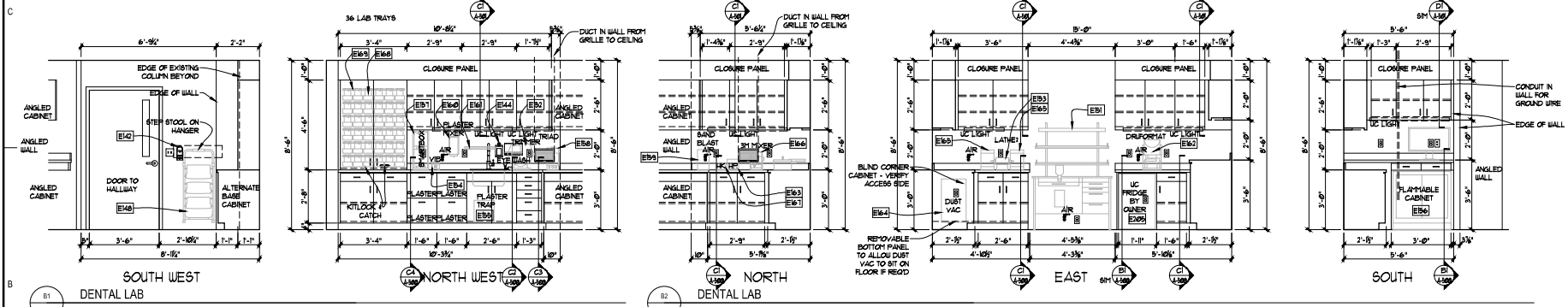
Drawn by TOLVSTAD	Date 1-10-23
Checked TOLVSTAD	Job No. 21003.01

Sheet Contents
 INTERIOR ELEVATIONS

Sheet No.
 EQ-405

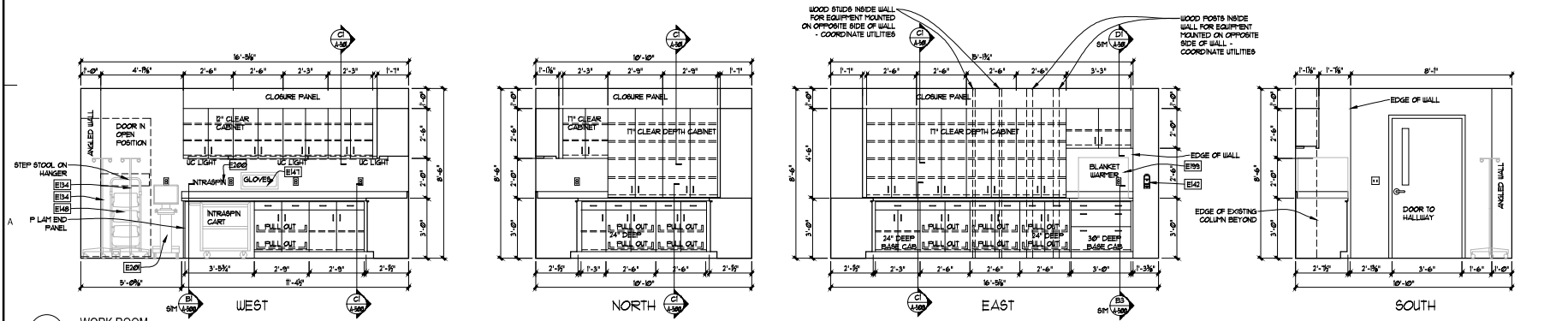


C1 DENTAL SUPPLY
 EQ-405 38' x 14' (310" x 142" @ 11 X 17)



B1 DENTAL LAB
 EQ-405 38' x 14' (310" x 142" @ 11 X 17)

B2 DENTAL LAB
 EQ-405 38' x 14' (310" x 142" @ 11 X 17)



A1 WORK ROOM
 EQ-405 38' x 14' (310" x 142" @ 11 X 17)

DENTAL
EQUIPMENT
LAYOUT &
COORDINATION
DRAWINGS

SOUTHCENTRAL FOUNDATION
SCF FIREWEED BUILDING
RENOVATION
4341 TUDOR CENTRE DR

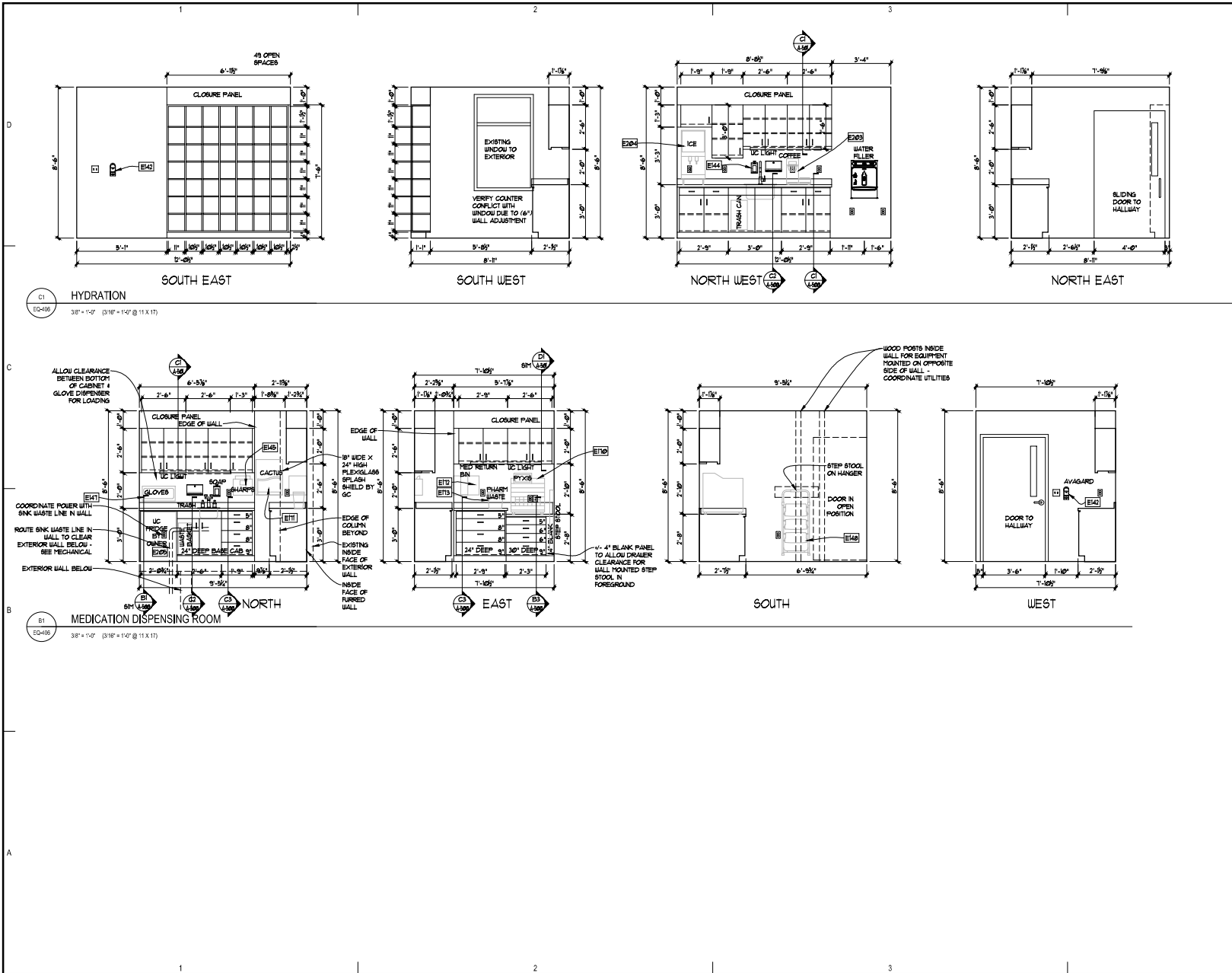
Revisions

No.	Description	Date

Drawn by TOLVSTAD	Date 1-10-23
Checked TOLVSTAD	Job No. 21003.01

Sheet Contents
INTERIOR ELEVATIONS

Sheet No.
EQ-406

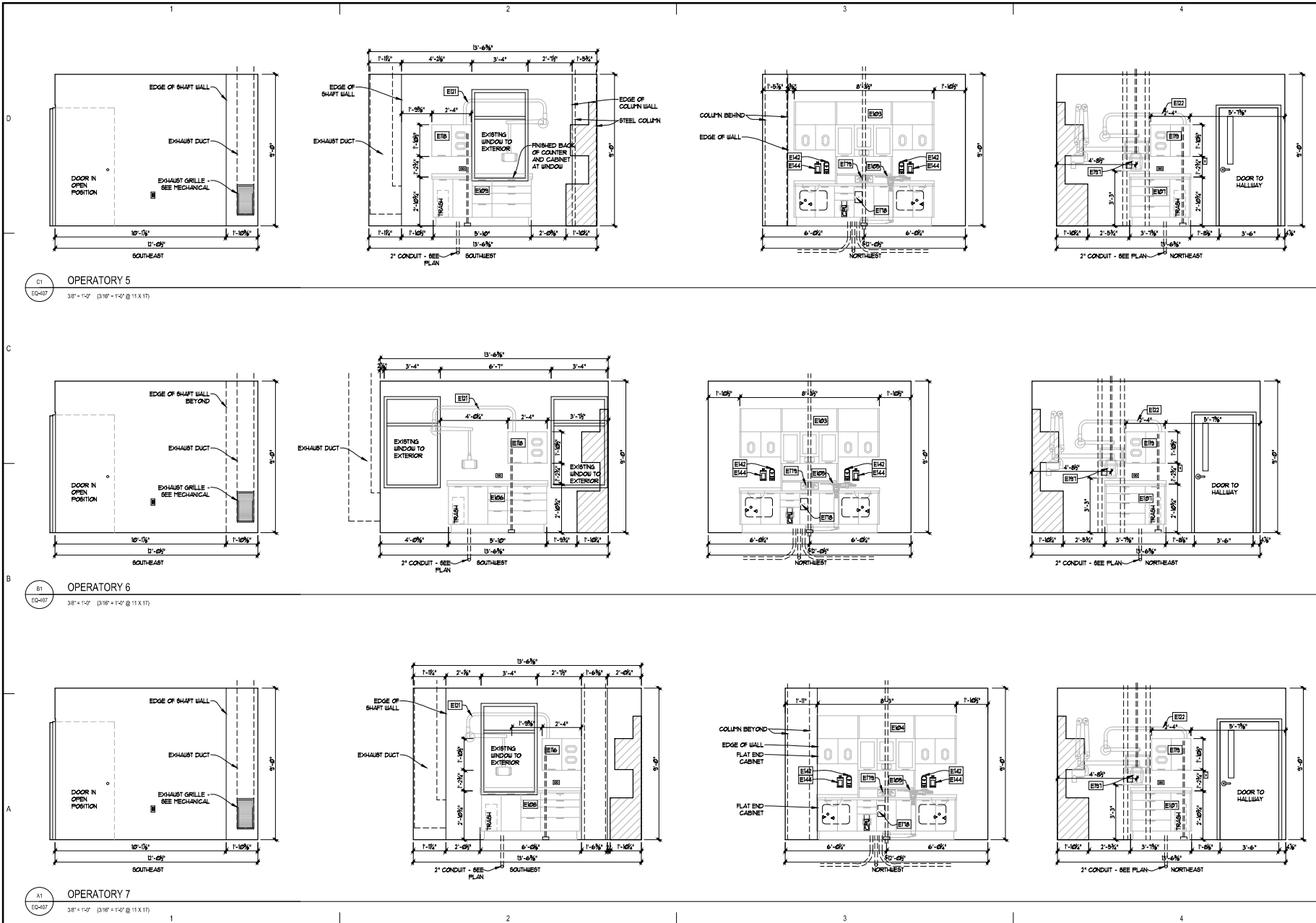


Revisions

No.	Description	Date

Drawn by TOLVSTAD	Date 1-10-23
Checked TOLVSTAD	Job No. 21003.01

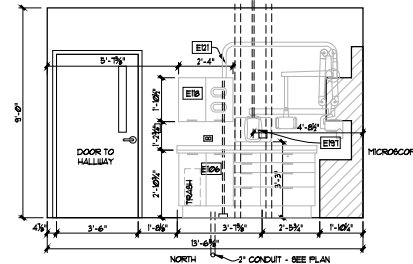
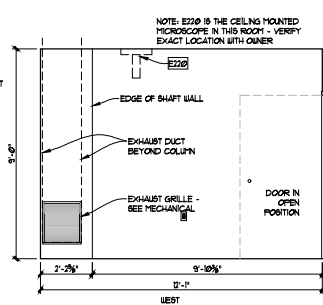
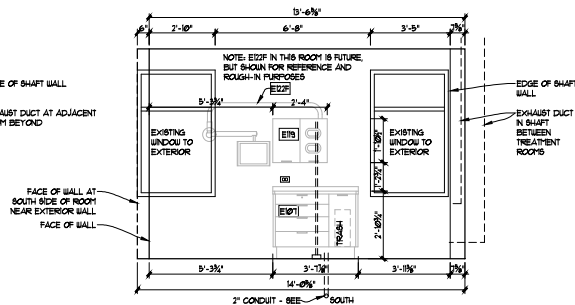
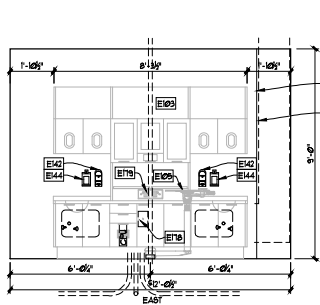
Sheet Contents
INTERIOR ELEVATIONS



C1 OPERATORY 5
38' x 14' (318" x 132" @ 11 X 17)

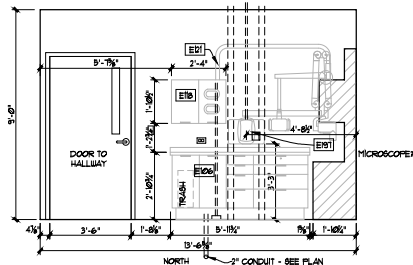
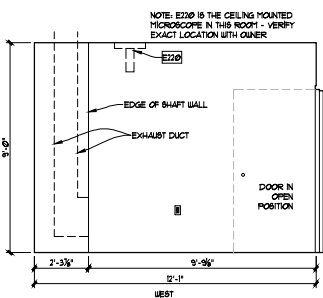
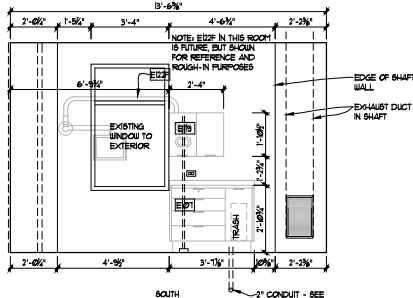
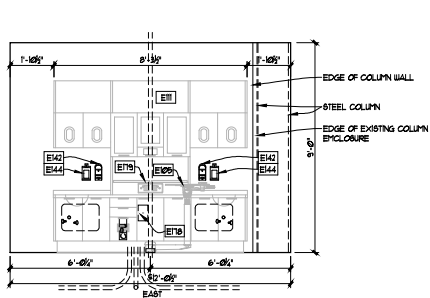
B1 OPERATORY 6
38' x 14' (318" x 132" @ 11 X 17)

A1 OPERATORY 7
38' x 14' (318" x 132" @ 11 X 17)



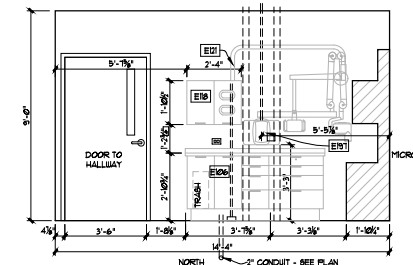
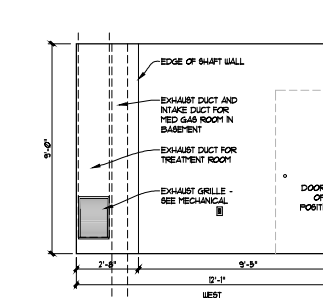
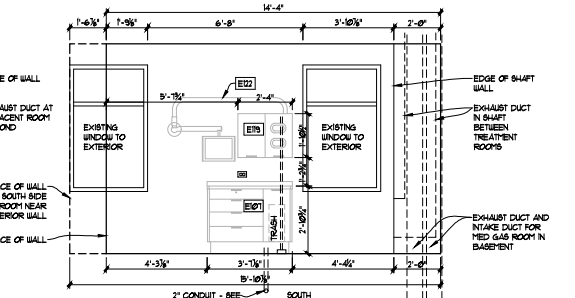
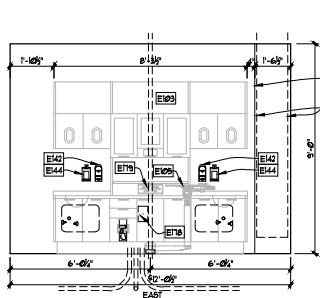
C1 OPERATORY 11

EQ-409 38' x 14' (3'10" x 14' @ 1/8" X 1/8")



B1 OPERATORY 12

EQ-409 38' x 14' (3'10" x 14' @ 1/8" X 1/8")



A1 SPECIALTY SUITE 5

EQ-409 38' x 14' (3'10" x 14' @ 1/8" X 1/8")



DENTAL EQUIPMENT LAYOUT & COORDINATION DRAWINGS

SOUTHCENTRAL FOUNDATION
SCF FIREWEED BUILDING
RENOVATION
4341 TUDOR CENTRE DR

Revisions		
No.	Description	Date

Drawn by TOLVSTAD	Date 1-10-23
Checked TOLVSTAD	Job No. 21003.01

Sheet Contents
INTERIOR ELEVATIONS

Sheet No.
EQ-409

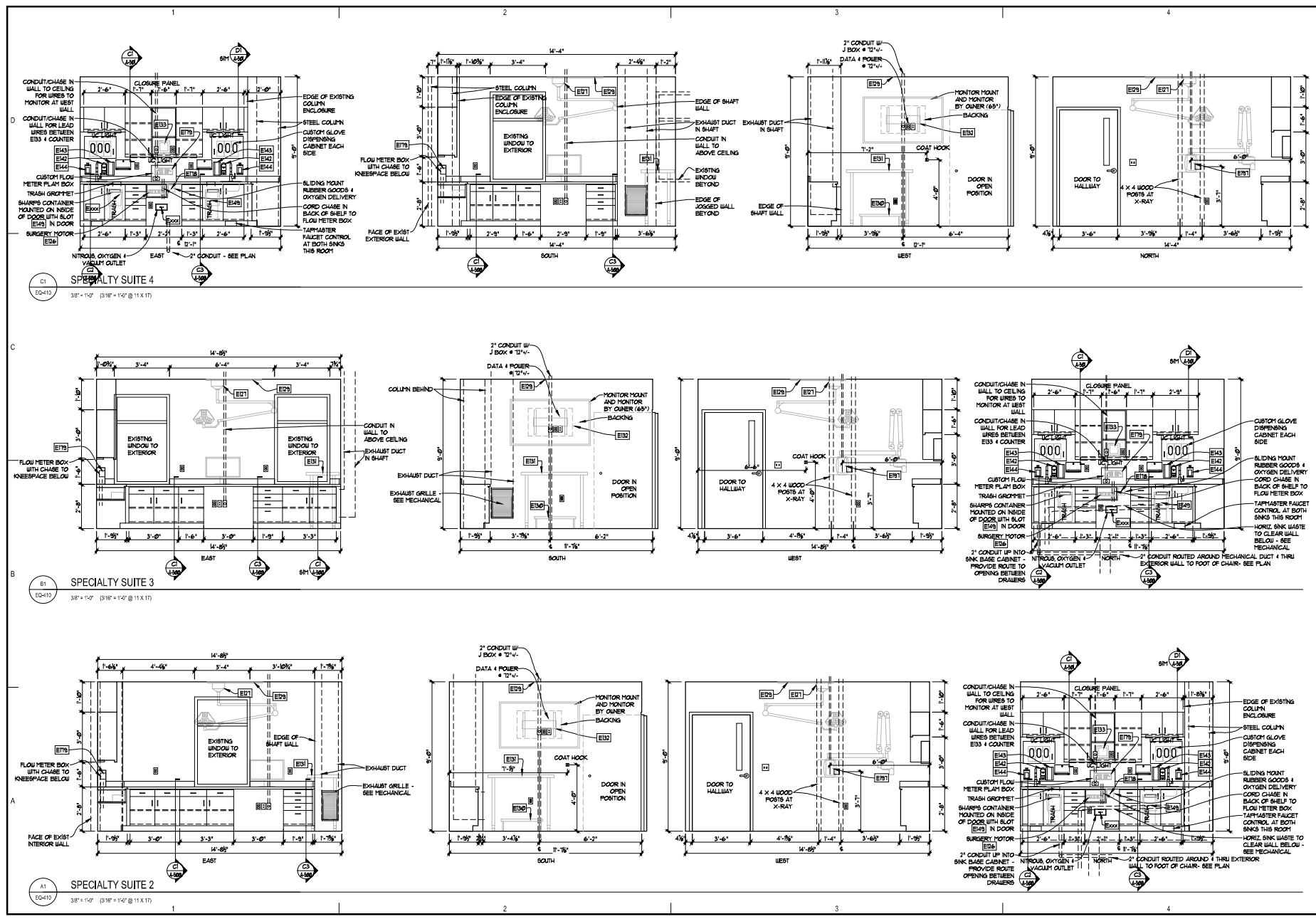
Revisions

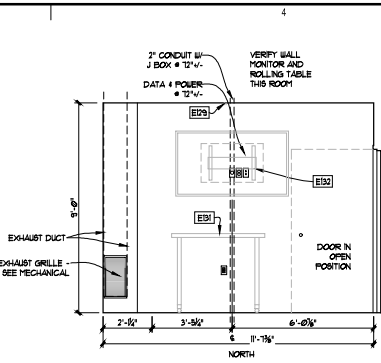
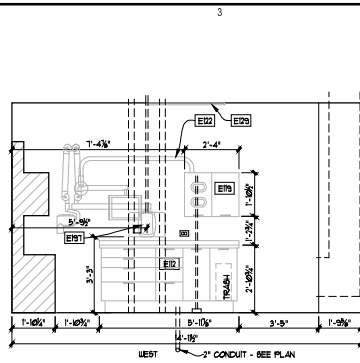
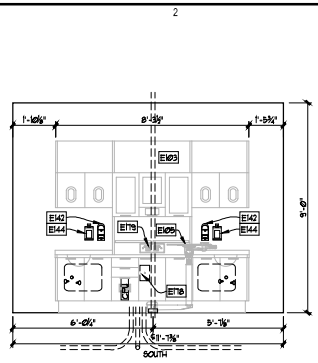
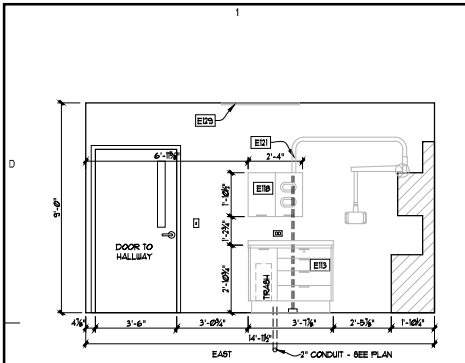
No.	Description	Date

Drawn by TOLVSTAD	Date 1-10-23
Checked TOLVSTAD	Job No. 21003.01

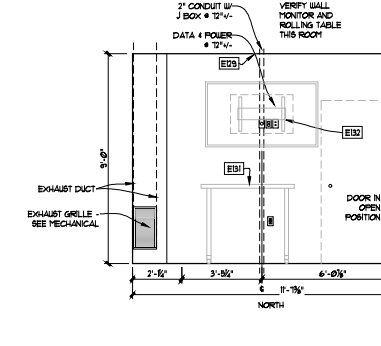
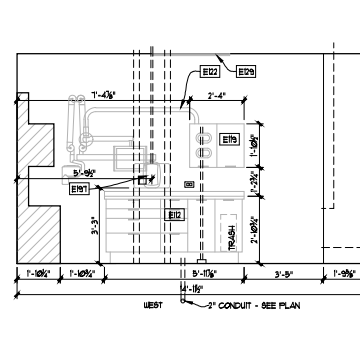
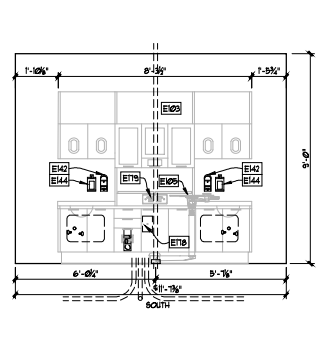
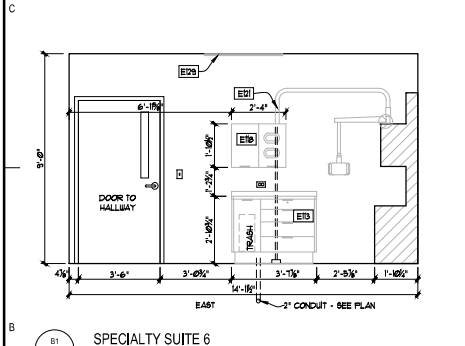
Sheet Contents

INTERIOR ELEVATIONS





C1 SPECIALTY SUITE 1
EQ-411 38" x 150" (3'10" x 12' @ 11 X 17)



B1 SPECIALTY SUITE 6
EQ-411 38" x 150" (3'10" x 12' @ 11 X 17)



DENTAL EQUIPMENT LAYOUT & COORDINATION DRAWINGS

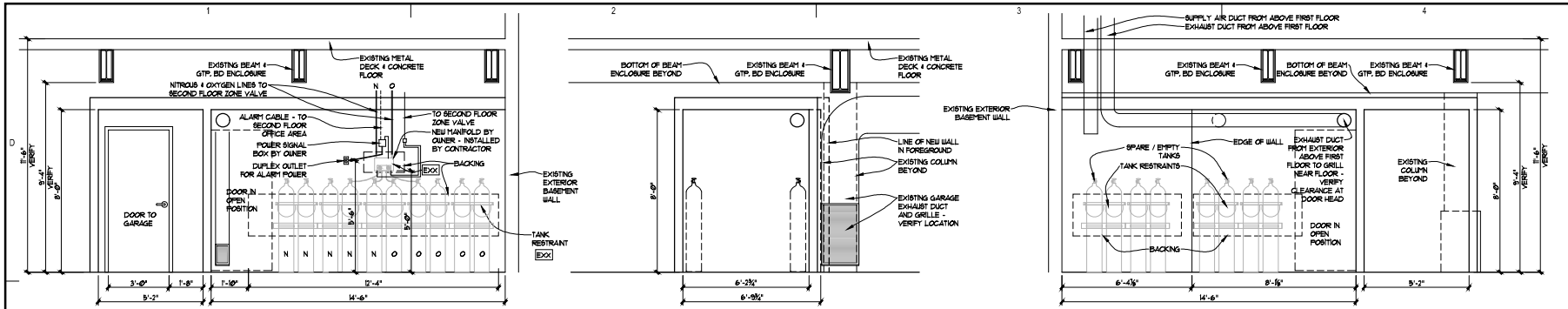
SOUTHCENTRAL FOUNDATION
SCF FIREWEED BUILDING
RENOVATION
4341 TUDOR CENTRE DR

Revisions		
No.	Description	Date

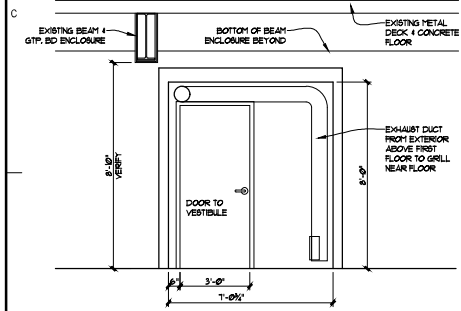
Drawn by TOLVSTAD	Date 1-10-23
Checked TOLVSTAD	Job No. 21003.01

Sheet Contents
INTERIOR ELEVATIONS

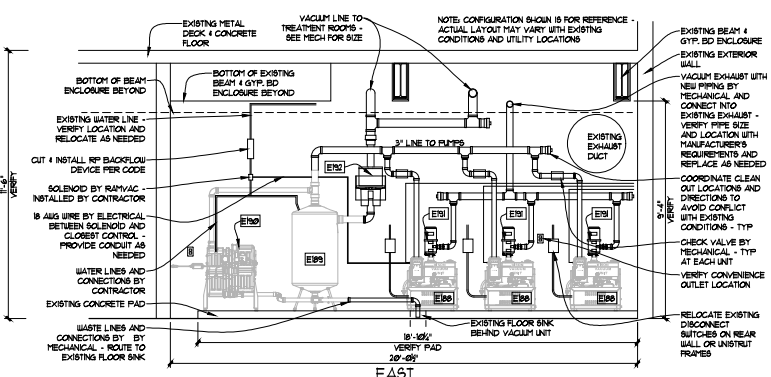
Sheet No.
EQ-411



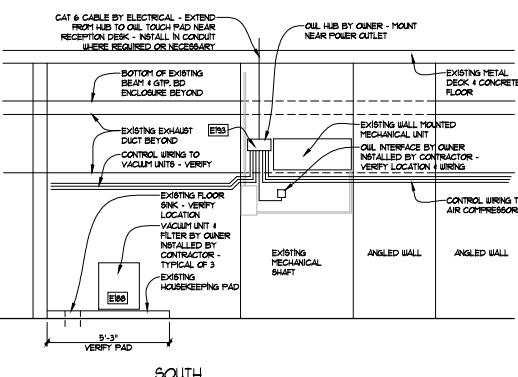
C1 MED GAS ROOM - EAST - SOUTH - WEST
EQ-412 38' x 14' (316' x 14' @ 11 X 11)



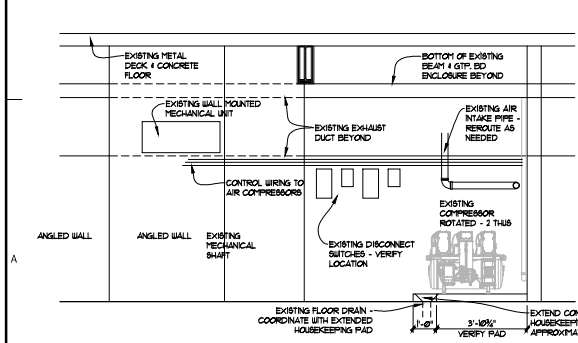
B1 MED GAS ROOM - NORTH
EQ-412 38' x 14' (316' x 14' @ 11 X 11)



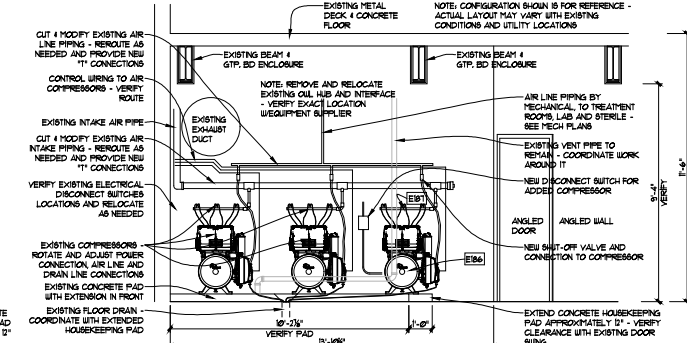
B2 DENTAL UTILITY ROOM - EAST
EQ-412 38' x 14' (316' x 14' @ 11 X 11)



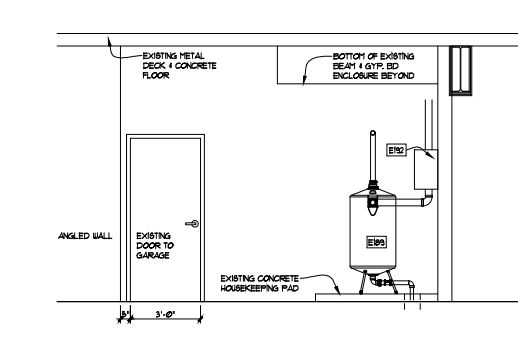
SOUTH



A1 DENTAL UTILITY ROOM - SOUTH WEST
EQ-412 38' x 14' (316' x 14' @ 11 X 11)



A2 DENTAL UTILITY ROOM - NORTH WEST
EQ-412 38' x 14' (316' x 14' @ 11 X 11)



A2 DENTAL UTILITY ROOM - NORTH
EQ-412 38' x 14' (316' x 14' @ 11 X 11)



DENTAL EQUIPMENT LAYOUT & COORDINATION DRAWINGS

SOUTHCENTRAL FOUNDATION
SCF FIREWEED BUILDING
RENOVATION
4341 TUDOR CENTRE DR

Revisions		
No.	Description	Date

Drawn by TOLVSTAD	Date 1-15-23
Checked TOLVSTAD	Job No. 21003.01

Sheet Contents
INTERIOR ELEVATIONS

Sheet No.
EQ-412

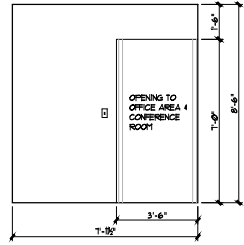
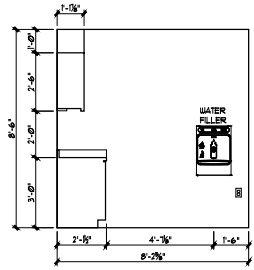
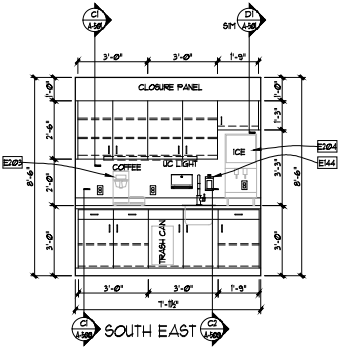
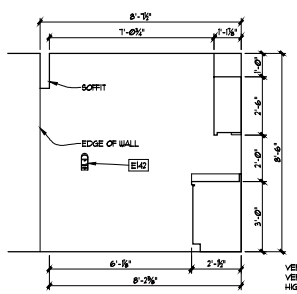
Revisions

No.	Description	Date

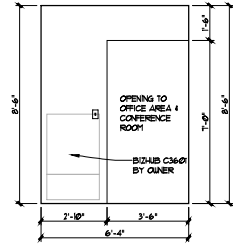
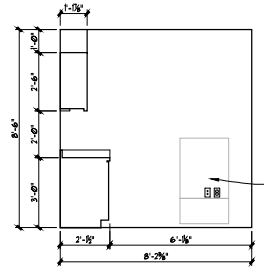
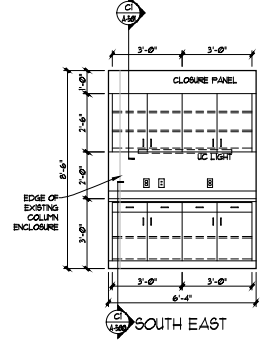
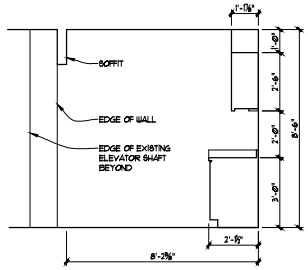
Drawn by TOLVSTAD	Date 1-10-23
Checked TOLVSTAD	Job No. 21003.01

Sheet Contents
 INTERIOR ELEVATIONS
 SECOND FLOOR

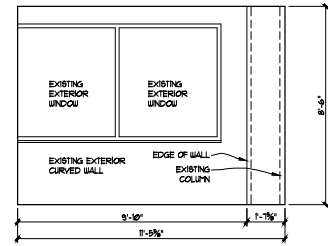

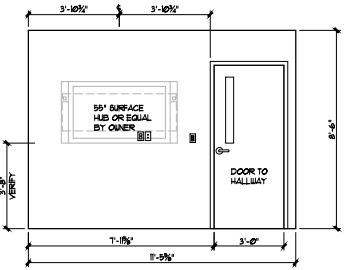
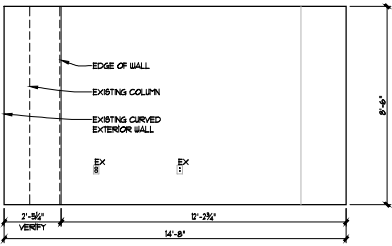
Sheet No.
EQ-413



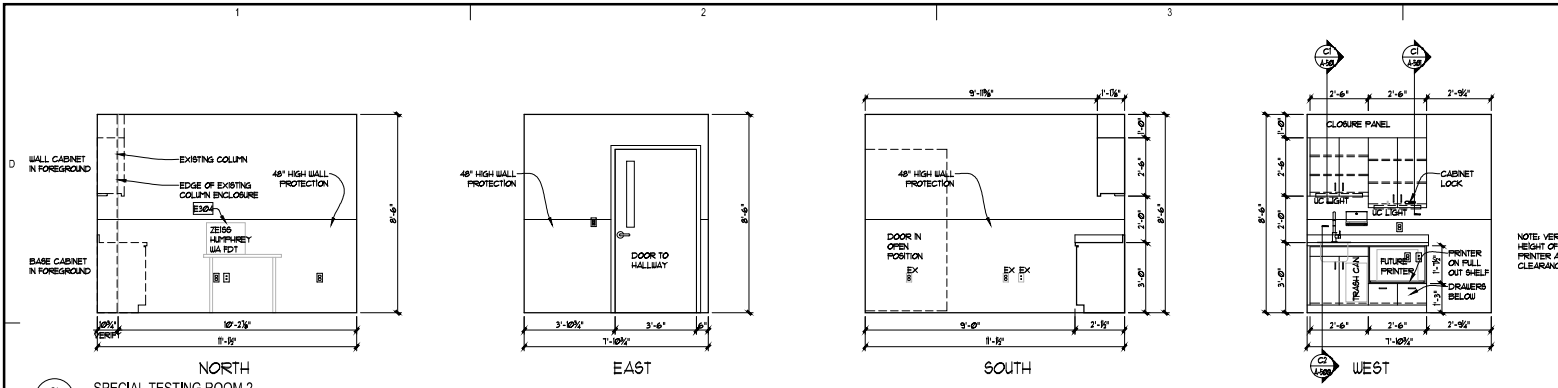
NORTH EAST
 HYDRATION AT SECOND FLOOR OFFICE AREA
 EQ-413 3/8" = 1/4" (3/16" = 1/2" @ 11 X 17)



NORTH EAST
 WORKROOM AT SECOND FLOOR OFFICES
 EQ-413 3/8" = 1/4" (3/16" = 1/2" @ 11 X 17)

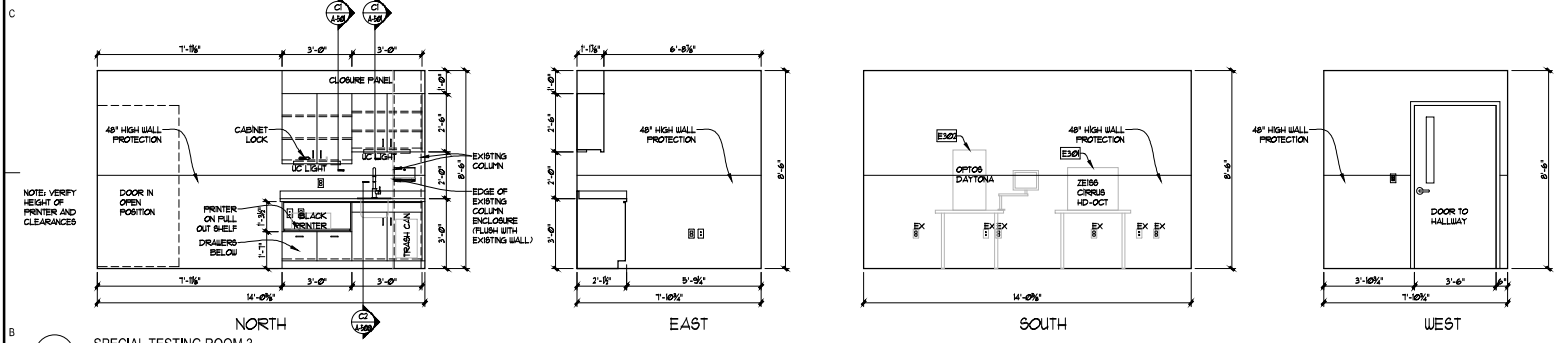


NORTH EAST
 CONFERENCE ROOM AT SECOND FLOOR OFFICE AREA
 EQ-413 3/8" = 1/4" (3/16" = 1/2" @ 11 X 17)

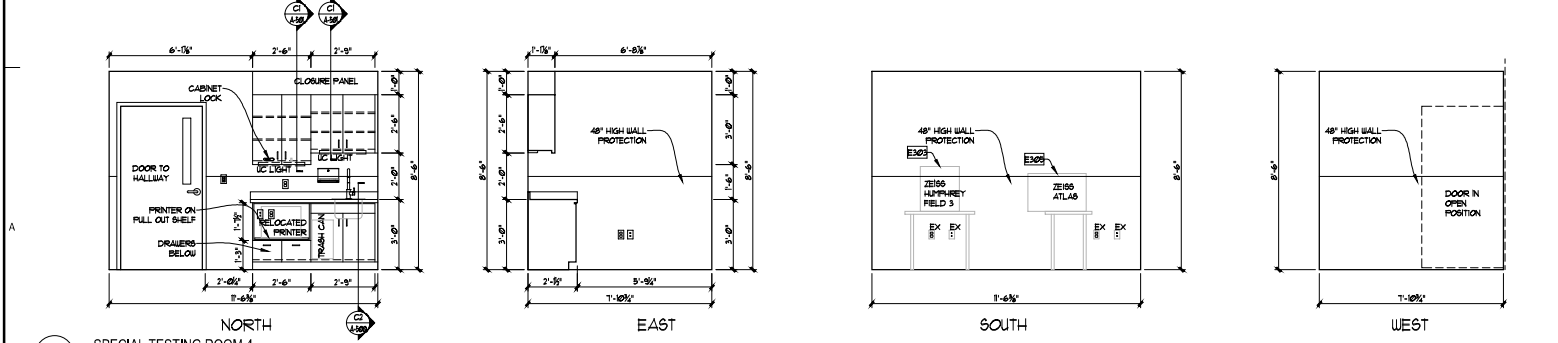


C1
EQ-414
NORTH
SPECIAL TESTING ROOM 2
38' x 14' (3'10" x 1'2" @ 11 X 17)

NOTE: VERIFY HEIGHT OF PRINTER AND CLEARANCES



B1
EQ-414
NORTH
SPECIAL TESTING ROOM 3
38' x 14' (3'10" x 1'2" @ 11 X 17)



A1
EQ-414
NORTH
SPECIAL TESTING ROOM 4
38' x 14' (3'10" x 1'2" @ 11 X 17)



DENTAL EQUIPMENT LAYOUT & COORDINATION DRAWINGS

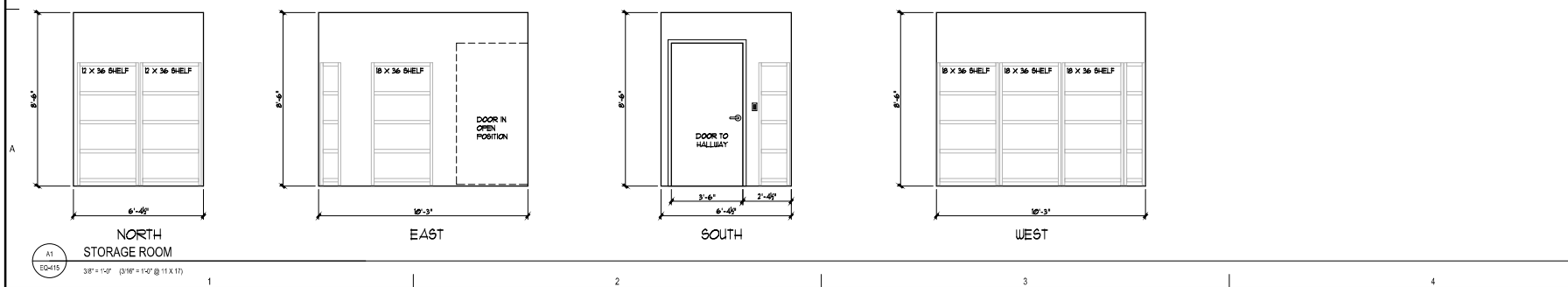
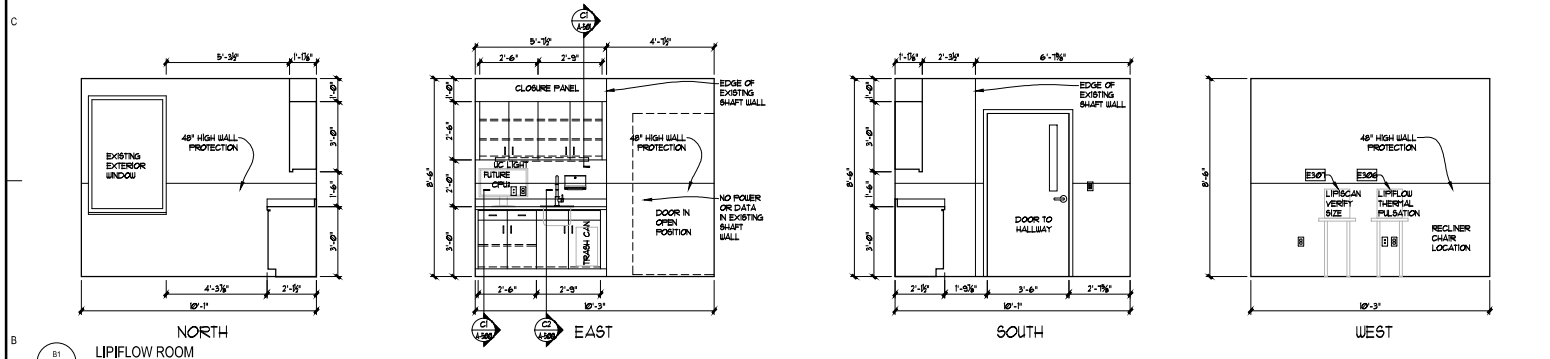
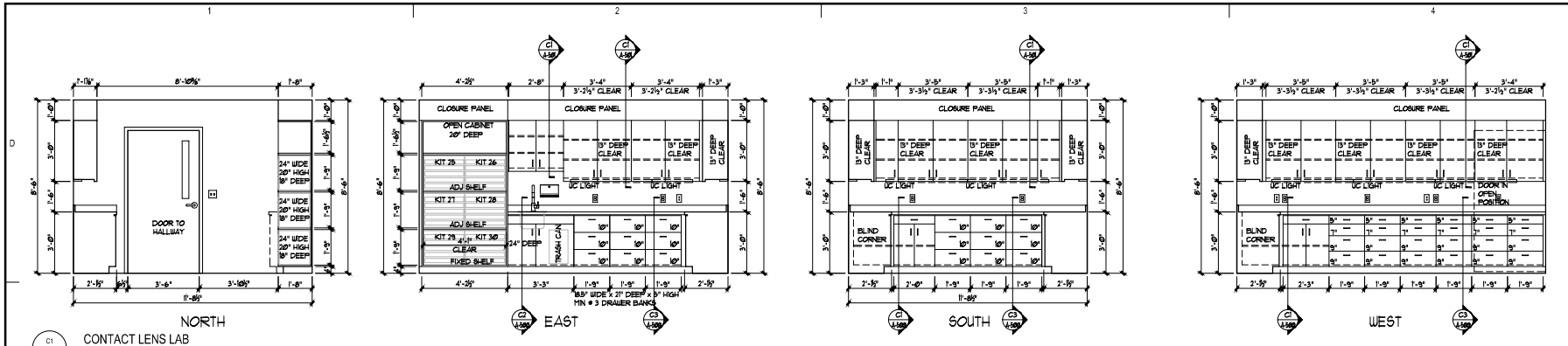
SOUTHCENTRAL FOUNDATION
SCF FIREWEED BUILDING
RENOVATION
4341 TUDOR CENTRE DR

Revisions		
No.	Description	Date

Drawn by TOLVSTAD	Date 1-10-23
Checked TOLVSTAD	Job No. 21003.01

Sheet Contents
INTERIOR ELEVATIONS
SECOND FLOOR

Sheet No.
EQ-414



DENTAL
EQUIPMENT
LAYOUT &
COORDINATION
DRAWINGS

SOUTHCENTRAL FOUNDATION
SCF FIREWEED BUILDING
RENOVATION
4341 TUDOR CENTRE DR

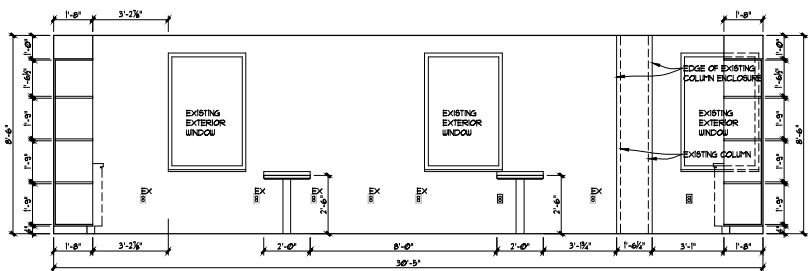
Revisions

No.	Description	Date

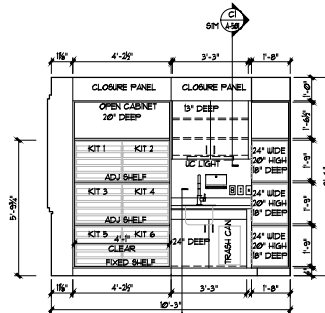
Drawn by TOLVSTAD	Date 1-10-23
Checked TOLVSTAD	Job No. 21003.01

Sheet Contents
INTERIOR ELEVATIONS
SECOND FLOOR

Sheet No.
EQ-415



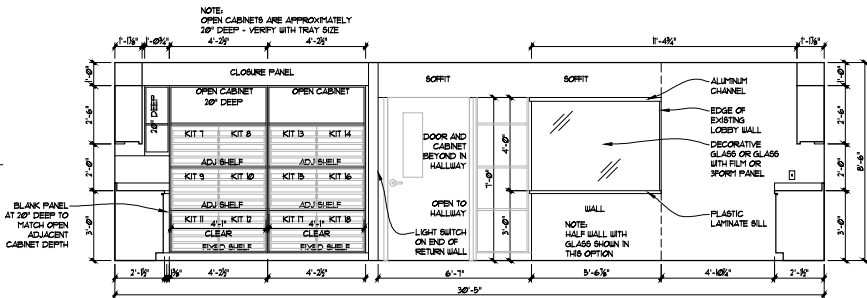
NORTH



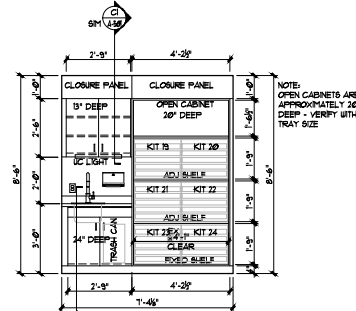
EAST

C1 CONTACT LENS TEACHING ROOM

EQ416 36' x 14' (3'10" x 14' @ 11 X 17)



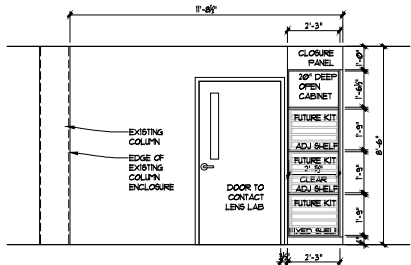
SOUTH



WEST

B1 CONTACT LENS TEACHING ROOM

EQ416 36' x 14' (3'10" x 14' @ 11 X 17)



A1 HALLWAY STORAGE

EQ416 36' x 14' (3'10" x 14' @ 11 X 17)



DENTAL EQUIPMENT LAYOUT & COORDINATION DRAWINGS

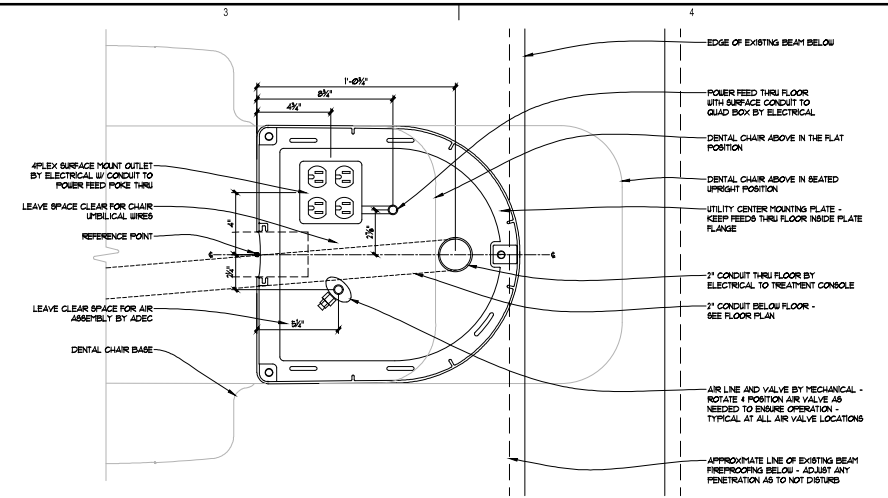
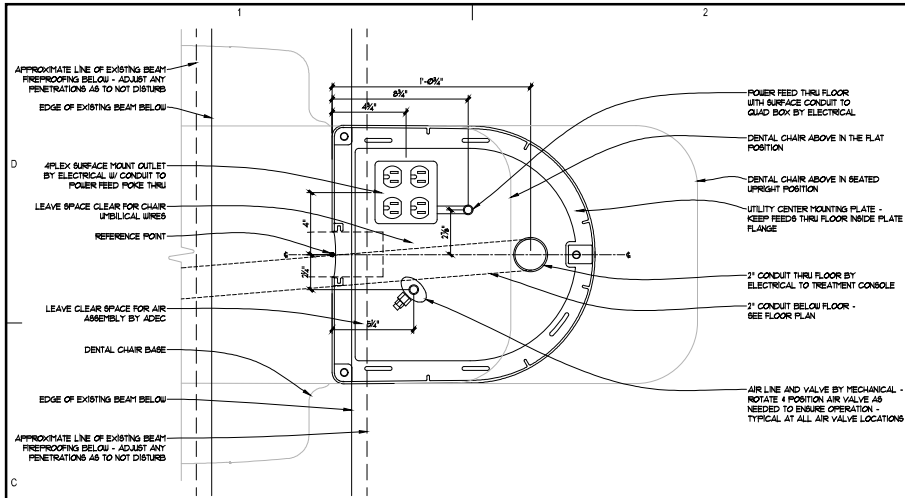
SOUTHCENTRAL FOUNDATION
SCF FIREWEED BUILDING
RENOVATION
4341 TUDOR CENTRE DR

Revisions		
No.	Description	Date

Drawn by TOLVSTAD	Date 1-10-23
Checked TOLVSTAD	Job No. 21003.01

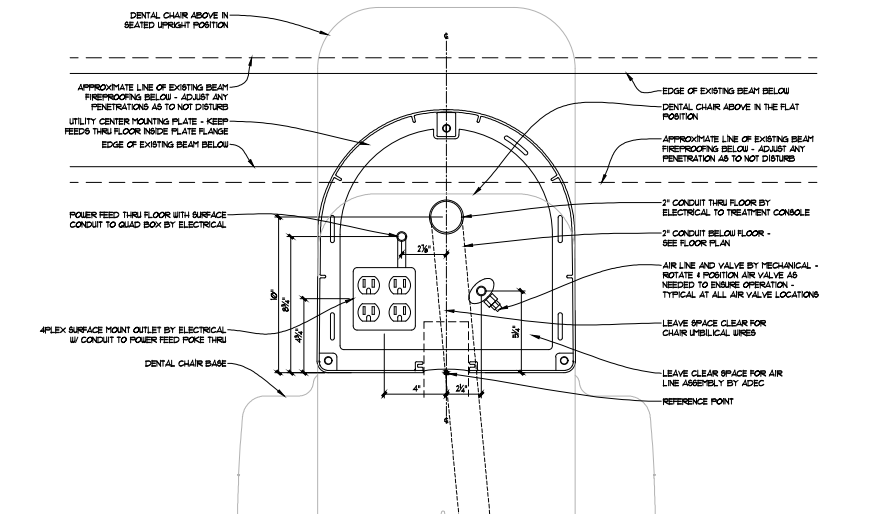
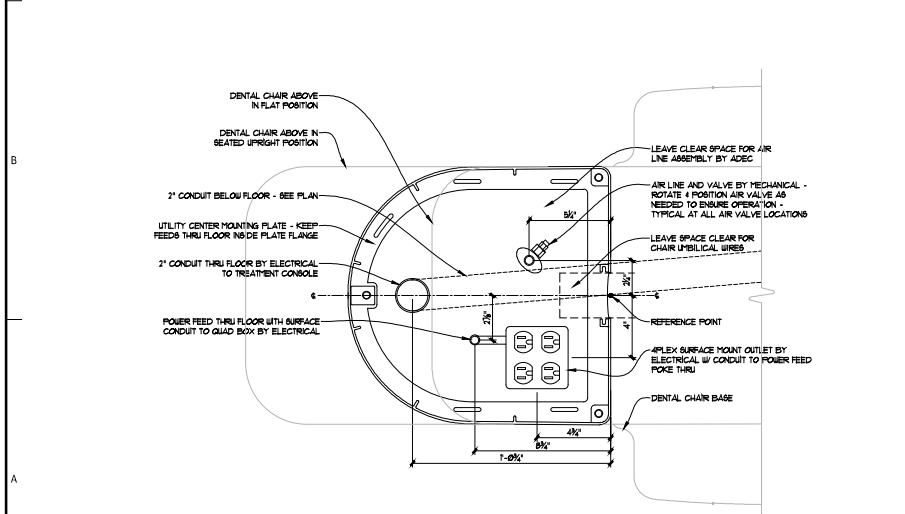
Sheet Contents
INTERIOR ELEVATIONS
SECOND FLOOR

Sheet No.
EQ-416



B1 UTILITY DETAIL - DENTAL CHAIR @ 128
 3' x 1'-0" (1'-0" = 1'-0" @ 11 X 11)

B2 UTILITY DETAIL - DENTAL CHAIR @ 134
 3' x 1'-0" (1'-0" = 1'-0" @ 11 X 11)



A1 UTILITY DETAIL - DENTAL CHAIR @ 138, 145 & 146 (SIMILAR @ 132, SIMILAR @ 151, SIMILAR @ 115, 121 & 125)
 3' x 1'-0" (1'-0" = 1'-0" @ 11 X 11) (ROTATED 180 DEGREES @ 132, ROTATED 90 DEGREES @ 115, 121 & 125)

A2 UTILITY DETAIL - DENTAL CHAIR @ 147
 3' x 1'-0" (1'-0" = 1'-0" @ 11 X 11)



DENTAL EQUIPMENT LAYOUT & COORDINATION DRAWINGS

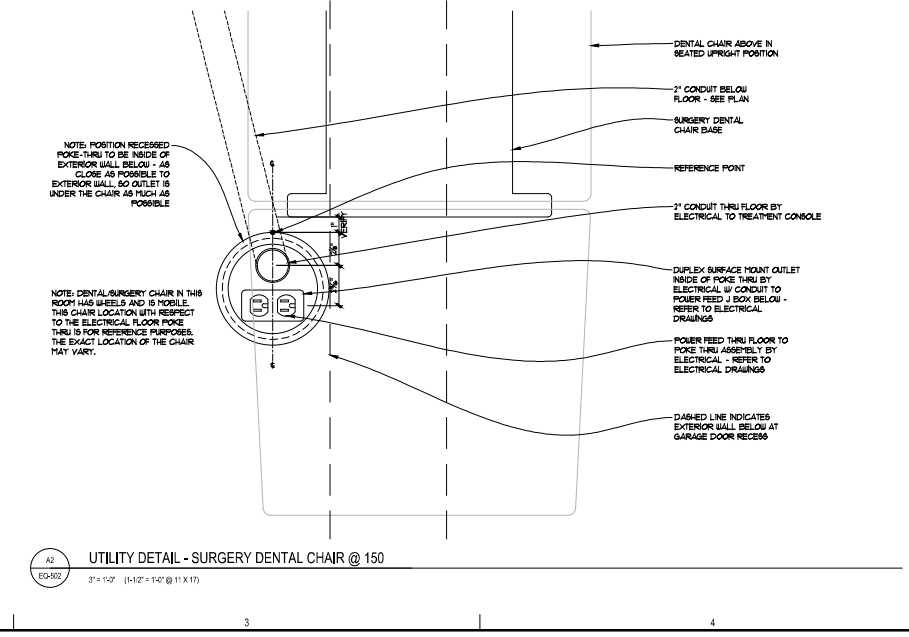
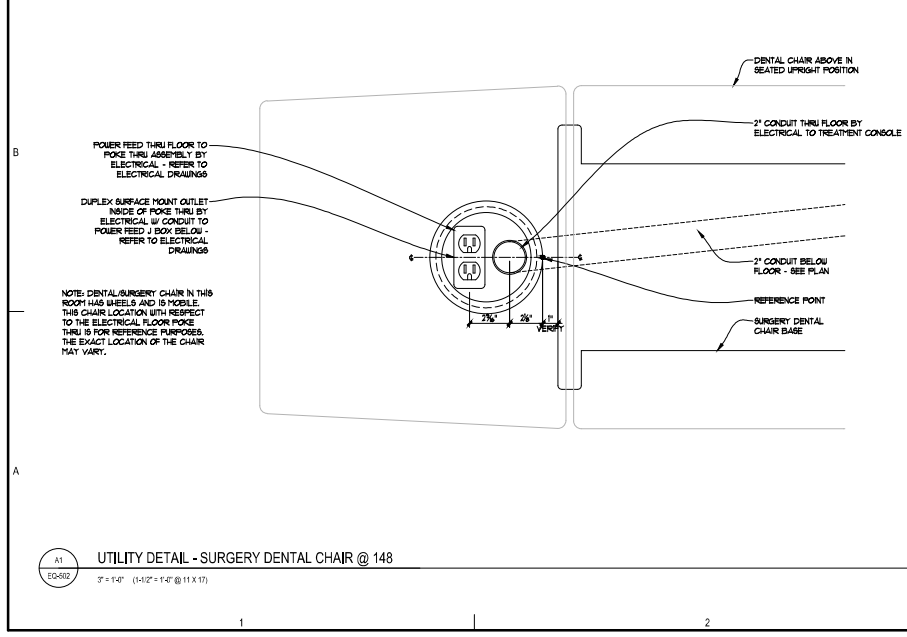
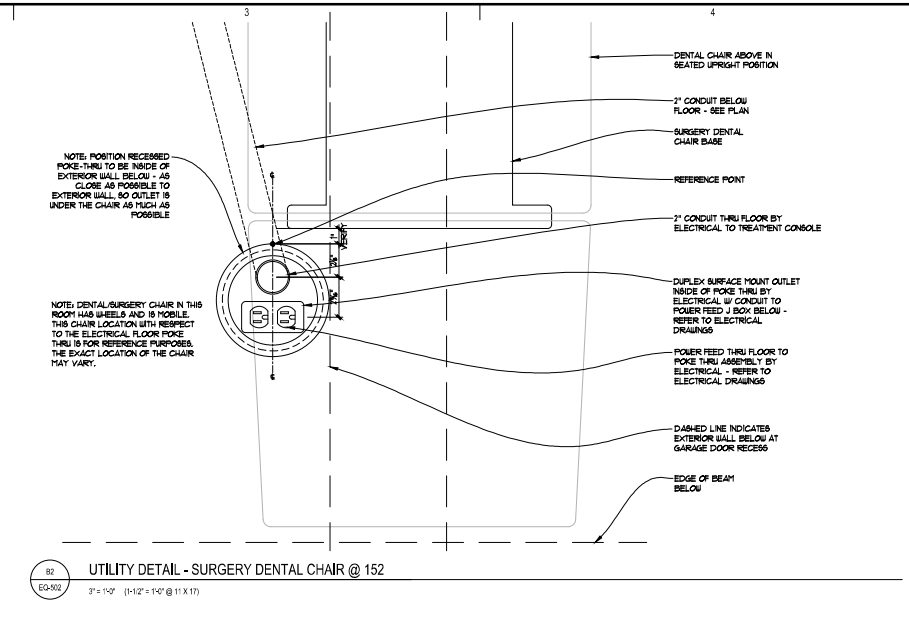
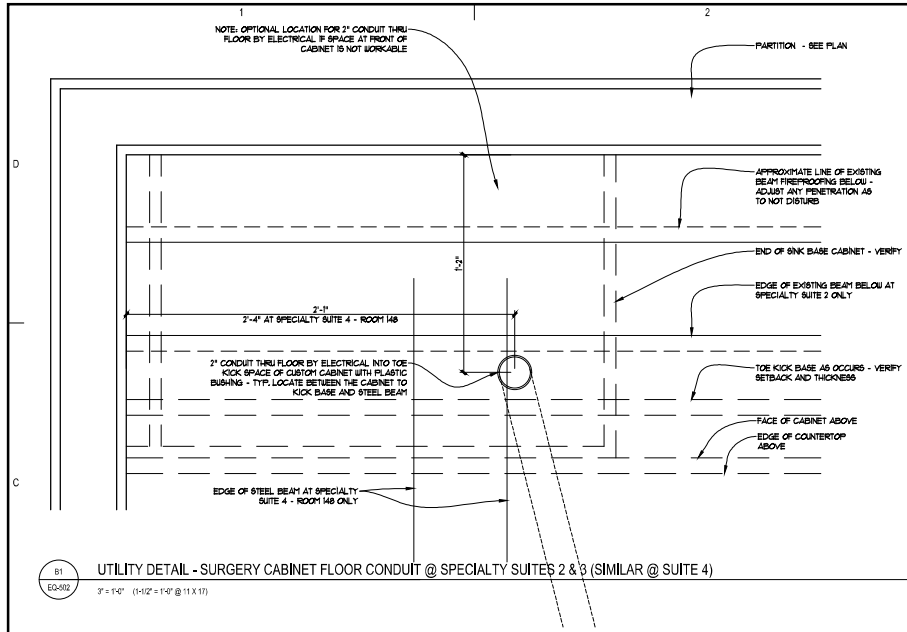
SOUTH CENTRAL FOUNDATION
 SCF FIREWEED BUILDING
 RENOVATION
 4341 TUDOR CENTRE DR

Revisions		
No.	Description	Date

Drawn by TOLVSTAD	Date 1-10-23
Checked TOLVSTAD	Job No. 21003.01

Sheet Contents
 UTILITY DETAILS

Sheet No.
 EQ-501



DENTAL EQUIPMENT LAYOUT & COORDINATION DRAWINGS

SOUTHCENTRAL FOUNDATION
SCF FIREWEED BUILDING
RENOVATION
4341 TUDOR CENTRE DR

Revisions

No.	Description	Date

Drawn by TOLVSTAD	Date 1-10-23
Checked TOLVSTAD	Job No. 21003.01

Sheet Contents
UTILITY DETAILS

Sheet No.
EQ-502

DENTAL
EQUIPMENT
LAYOUT &
COORDINATION
DRAWINGS

SOUTHCENTRAL FOUNDATION
SCF FIREWEED BUILDING
RENOVATION
4341 TUDOR CENTRE DR

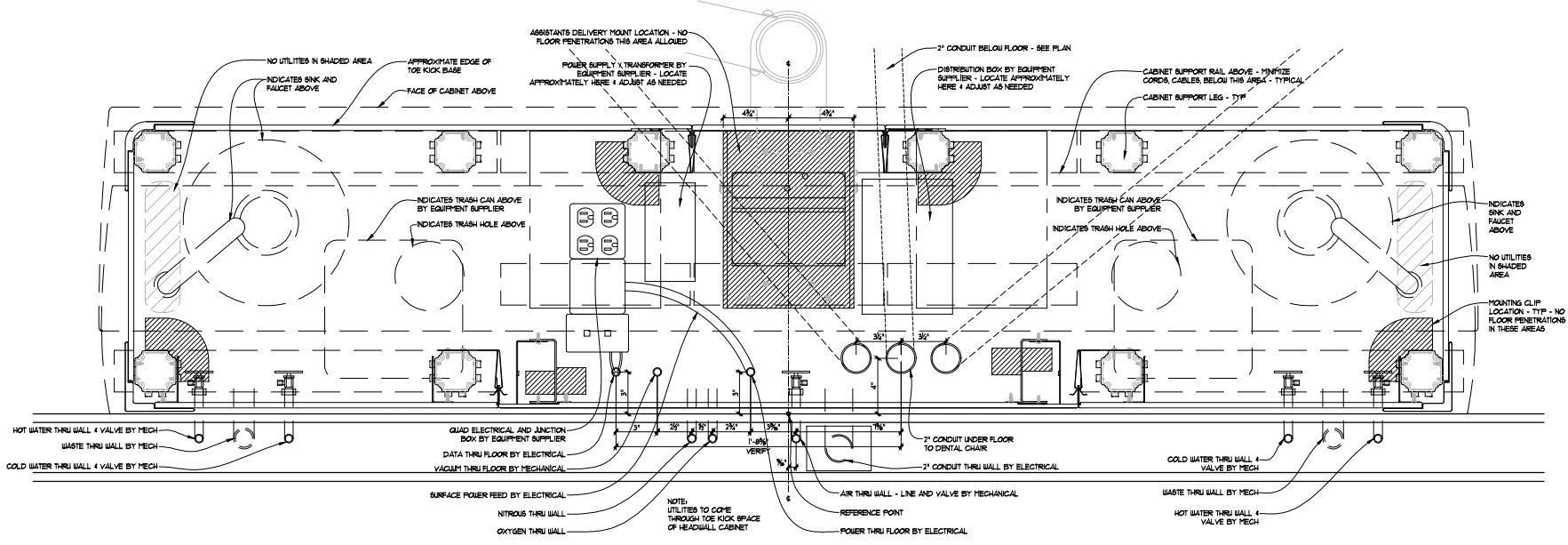
Revisions

No.	Description	Date

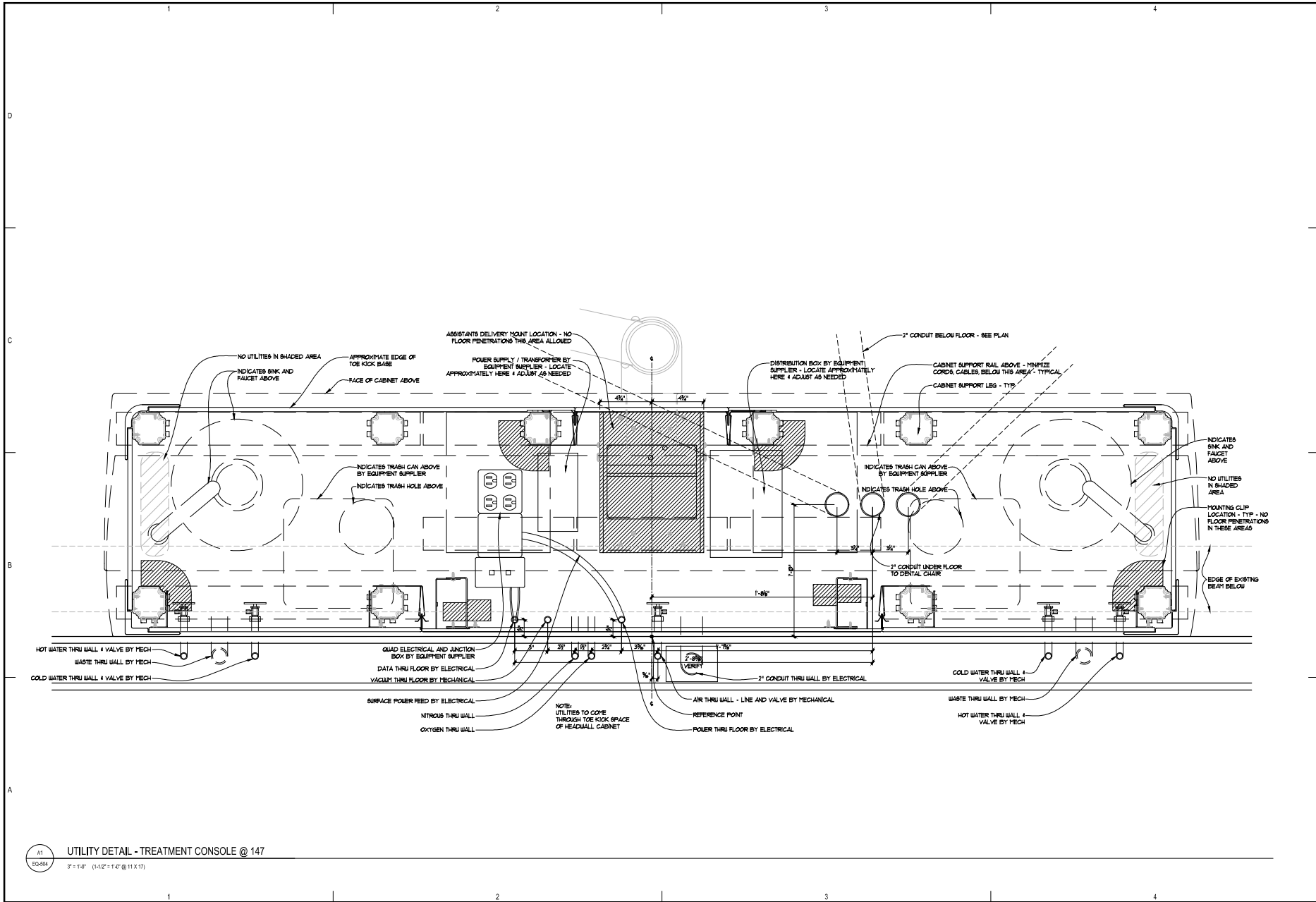
Drawn by TOLVSTAD	Date 1-10-23
Checked TOLVSTAD	Job No. 21003.01

Sheet Contents
UTILITY DETAILS

Sheet No.
EQ-503



A1 UTILITY DETAIL - TREATMENT CONSOLE @ 151
EQ-503 3" = 1'-0" (14'-2" = 1'-0" @ 11 X 17)



A1 UTILITY DETAIL - TREATMENT CONSOLE @ 147
EQ-504 3/8" = 1'-0" (1'-0" = 1'-0" @ 11 X 17)



DENTAL EQUIPMENT LAYOUT & COORDINATION DRAWINGS

SOUTHCENTRAL FOUNDATION
SCF FIREWEED BUILDING
RENOVATION
4341 TUDOR CENTRE DR

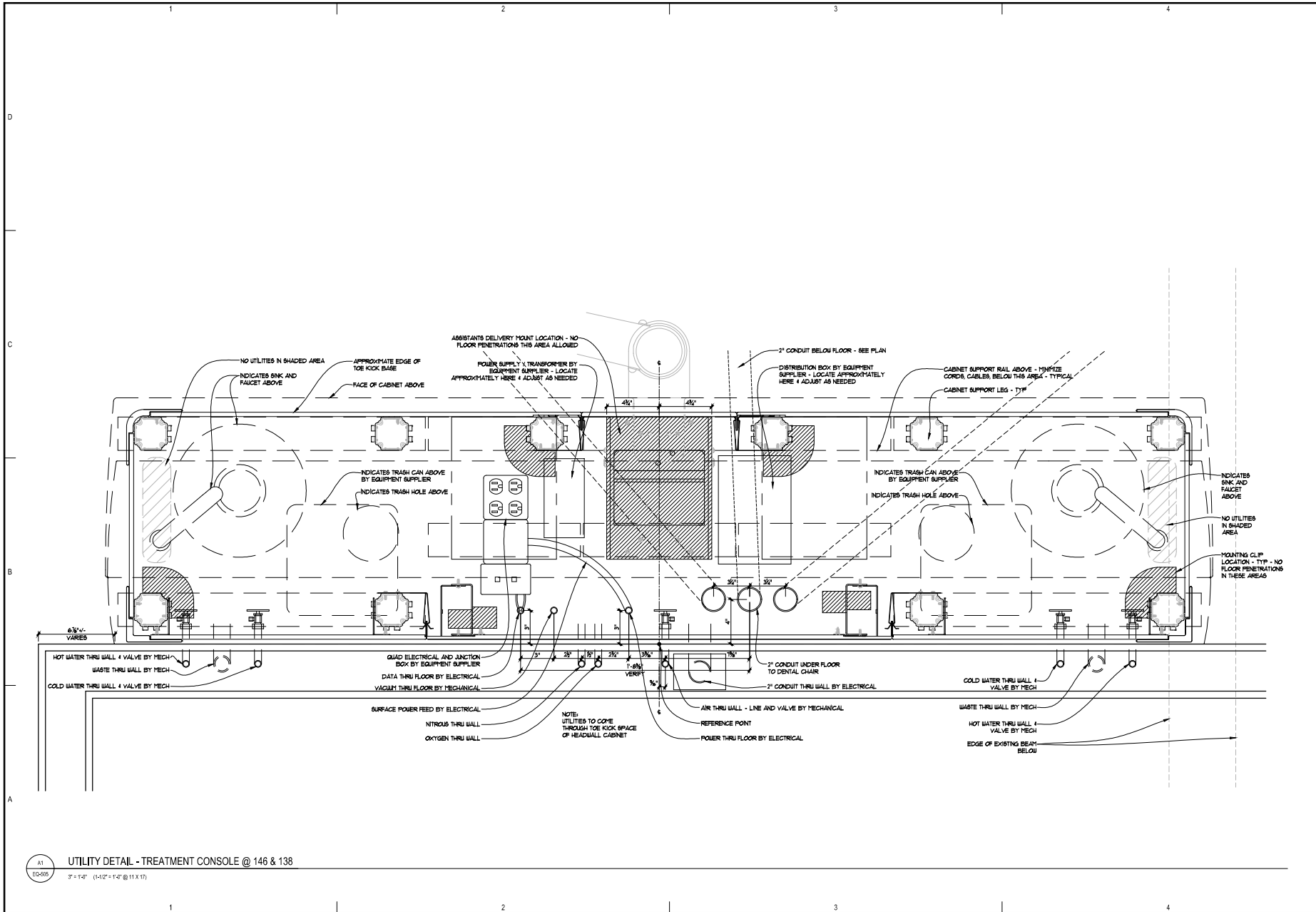
Revisions

No.	Description	Date

Drawn by TOLVSTAD	Date 1-10-23
Checked TOLVSTAD	Job No. 21003.01

Sheet Contents
UTILITY DETAILS

Sheet No.
EQ-504



A1 UTILITY DETAIL - TREATMENT CONSOLE @ 146 & 138
EQ-505 3/8" = 1'-0" (14'-2" = 1'-0" @ 11 X 17)



DENTAL EQUIPMENT LAYOUT & COORDINATION DRAWINGS

SOUTHCENTRAL FOUNDATION
SCF FIREWEED BUILDING
RENOVATION
4341 TUDOR CENTRE DR

Revisions

No.	Description	Date

Drawn by TOLVSTAD	Date 1-10-23
Checked TOLVSTAD	Job No. 21003.01

Sheet Contents
UTILITY DETAILS

Sheet No.
EQ-505

DENTAL
 EQUIPMENT
 LAYOUT &
 COORDINATION
 DRAWINGS

SOUTHCENTRAL FOUNDATION
 SCF FIREWEED BUILDING
 RENOVATION
 4341 TUDOR CENTRE DR

Revisions

No.	Description	Date

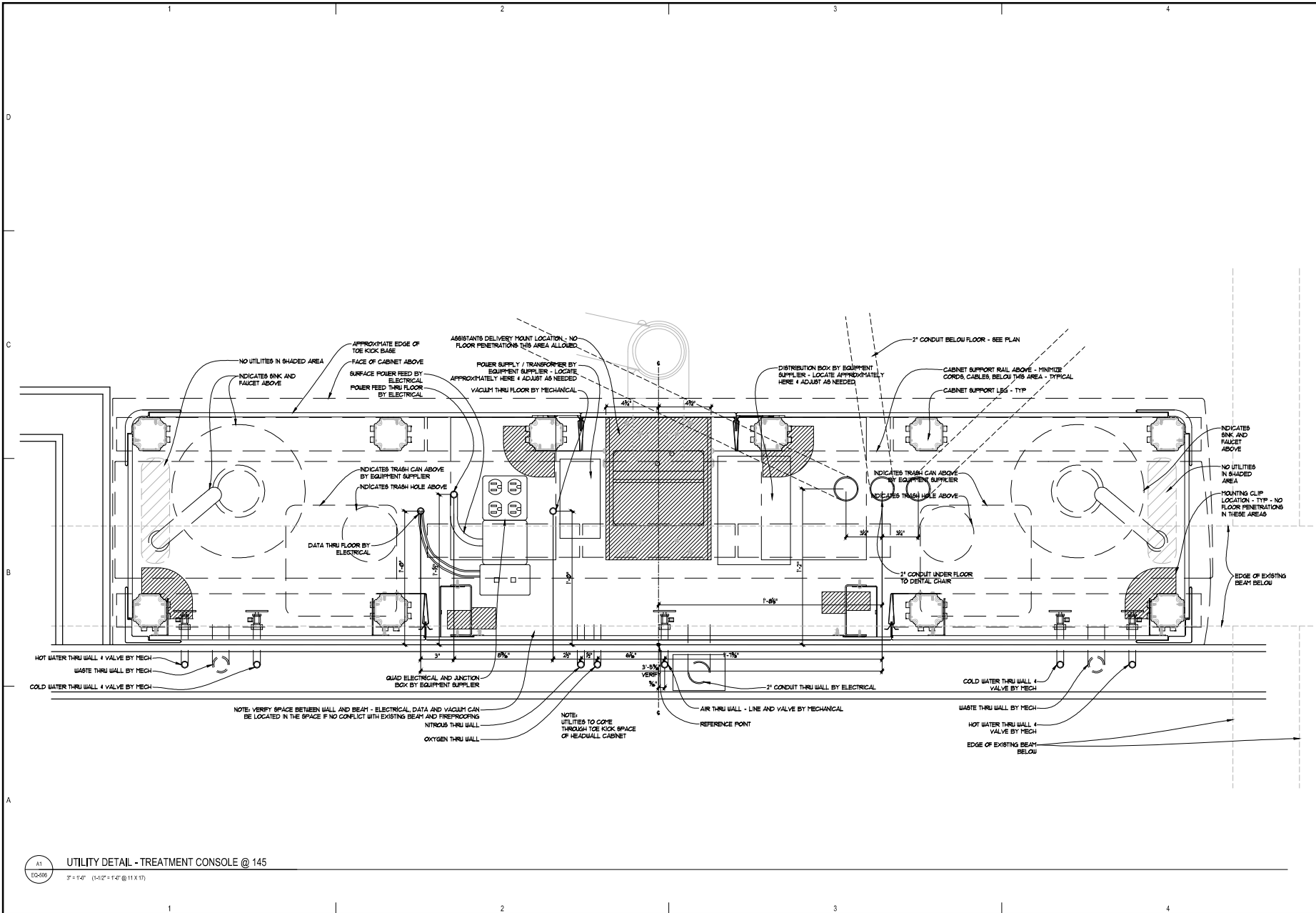
Drawn by TOLVSTAD	Date 1-10-23
Checked TOLVSTAD	Job No. 21003.01

Sheet Contents

UTILITY DETAILS

Sheet No.

EQ-506



A1 UTILITY DETAIL - TREATMENT CONSOLE @ 145
 EQ-506 3/8" = 1'-0" (1'-4 1/2" = 1'-0" @ 11 X 17)

DENTAL
EQUIPMENT
LAYOUT &
COORDINATION
DRAWINGS

SOUTHCENTRAL FOUNDATION
SCF FIREWEED BUILDING
RENOVATION
4341 TUDOR CENTRE DR

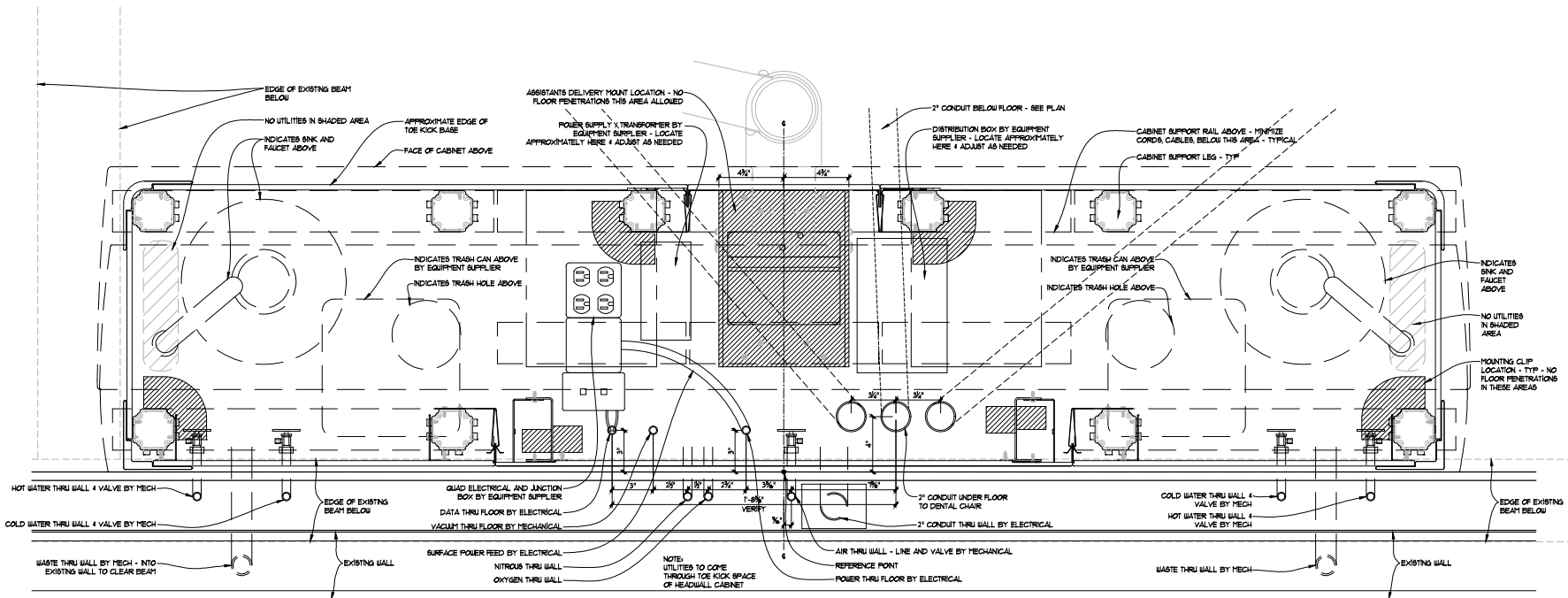
Revisions

No.	Description	Date

Drawn by TOLVSTAD	Date 1-10-23
Checked TOLVSTAD	Job No. 21003.01

Sheet Contents UTILITY DETAILS

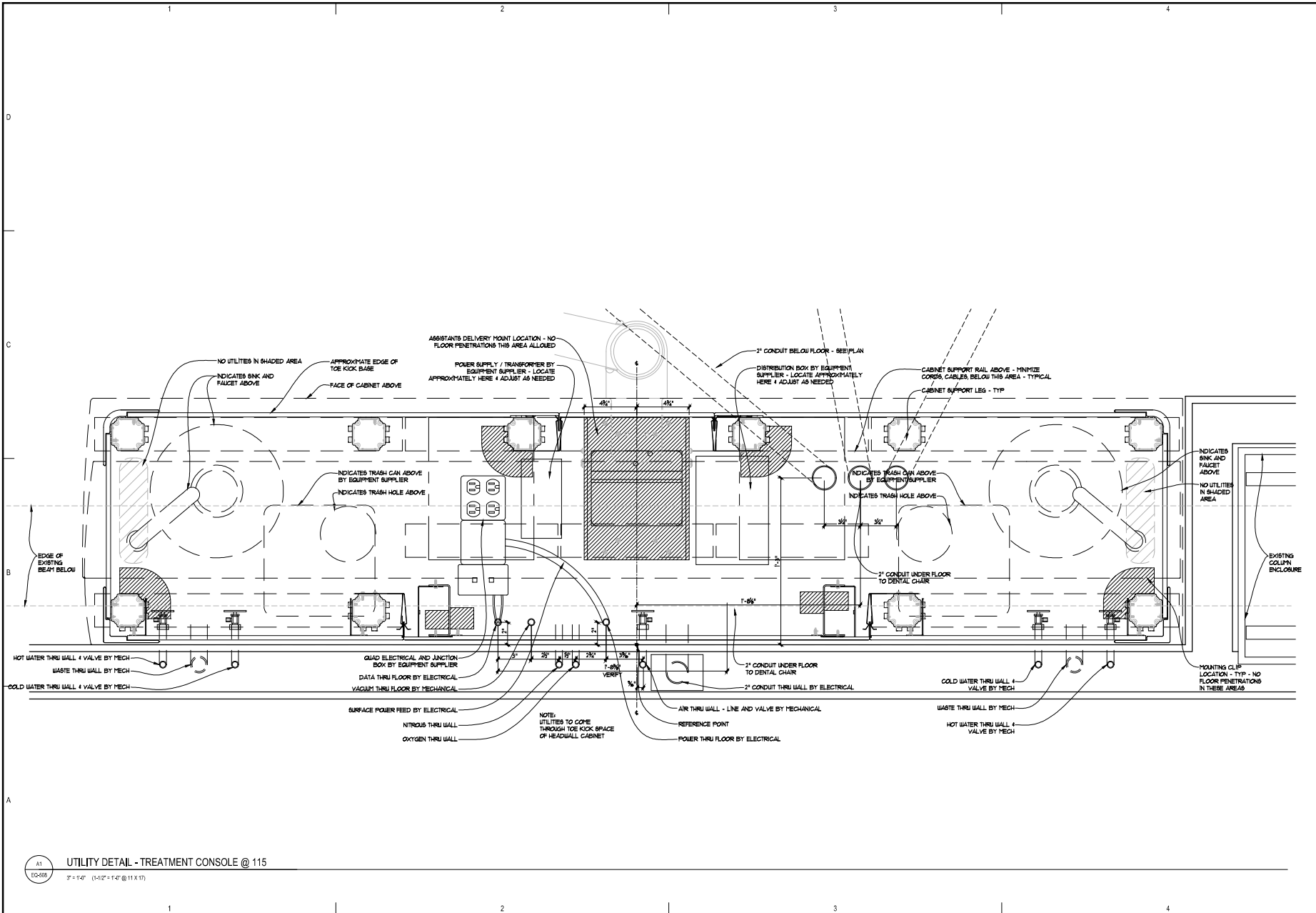
Sheet No.
EQ-507



A1
EQ-507
UTILITY DETAIL - TREATMENT CONSOLE @ 128
3" = 1'-0" (14" = 1'-0" @ 11 X 17)

DENTAL
EQUIPMENT
LAYOUT &
COORDINATION
DRAWINGS

SOUTHCENTRAL FOUNDATION
SCF FIREWEED BUILDING
RENOVATION
4341 TUDOR CENTRE DR



A1
EQ-508
UTILITY DETAIL - TREATMENT CONSOLE @ 115
3" = 1'-0" (14 1/2" = 1'-0" @ 11 X 17)

Revisions

No.	Description	Date

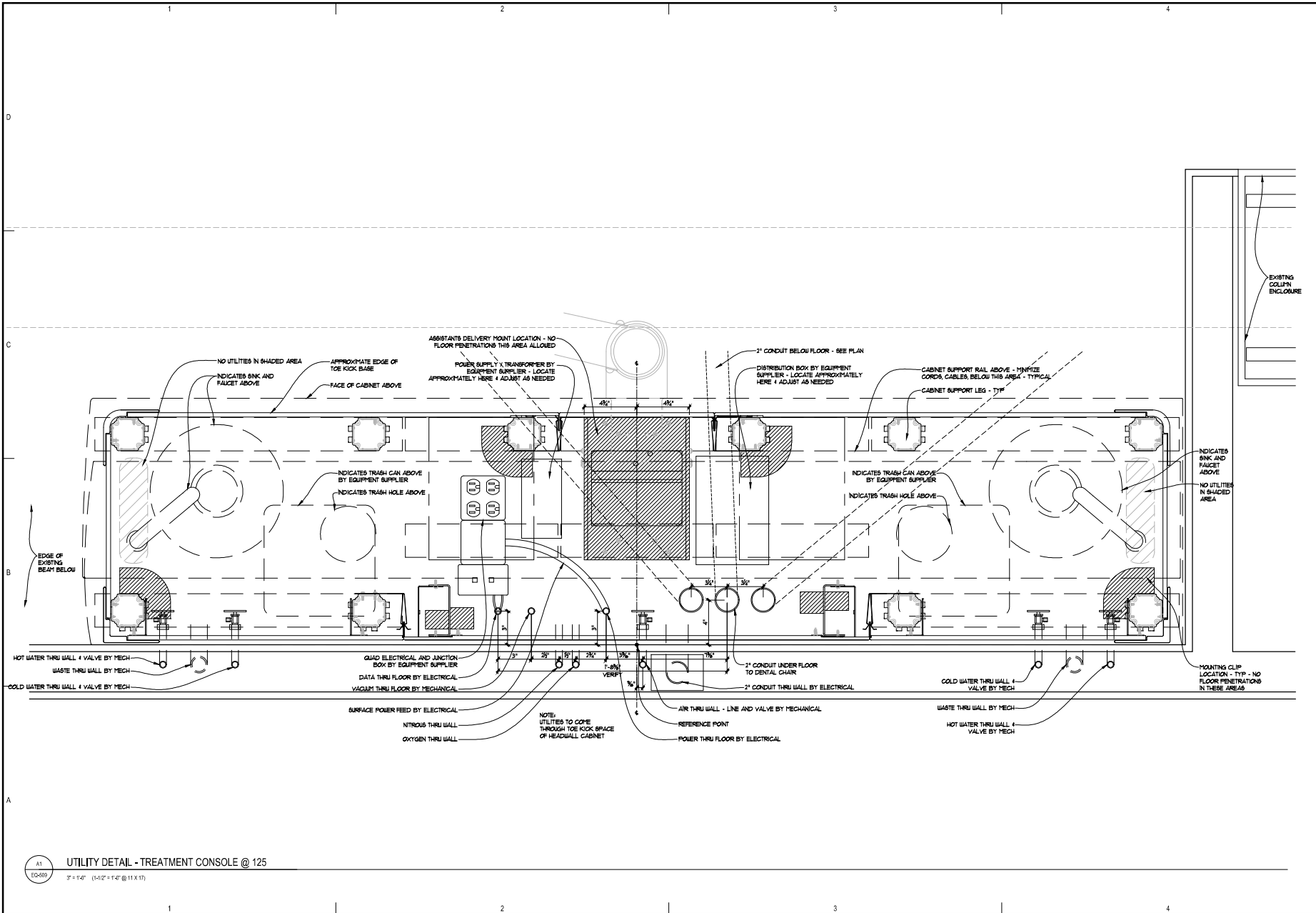
Drawn by TOLVSTAD	Date 1-10-23
Checked TOLVSTAD	Job No. 21003.01

Sheet Contents

UTILITY DETAILS

DENTAL
EQUIPMENT
LAYOUT &
COORDINATION
DRAWINGS

SOUTHCENTRAL FOUNDATION
SCF FIREWEED BUILDING
RENOVATION
4341 TUDOR CENTRE DR



A1
EQ-509
UTILITY DETAIL - TREATMENT CONSOLE @ 125
3" = 1'-0" (1'-0" = 1'-0" @ 11 X 17)

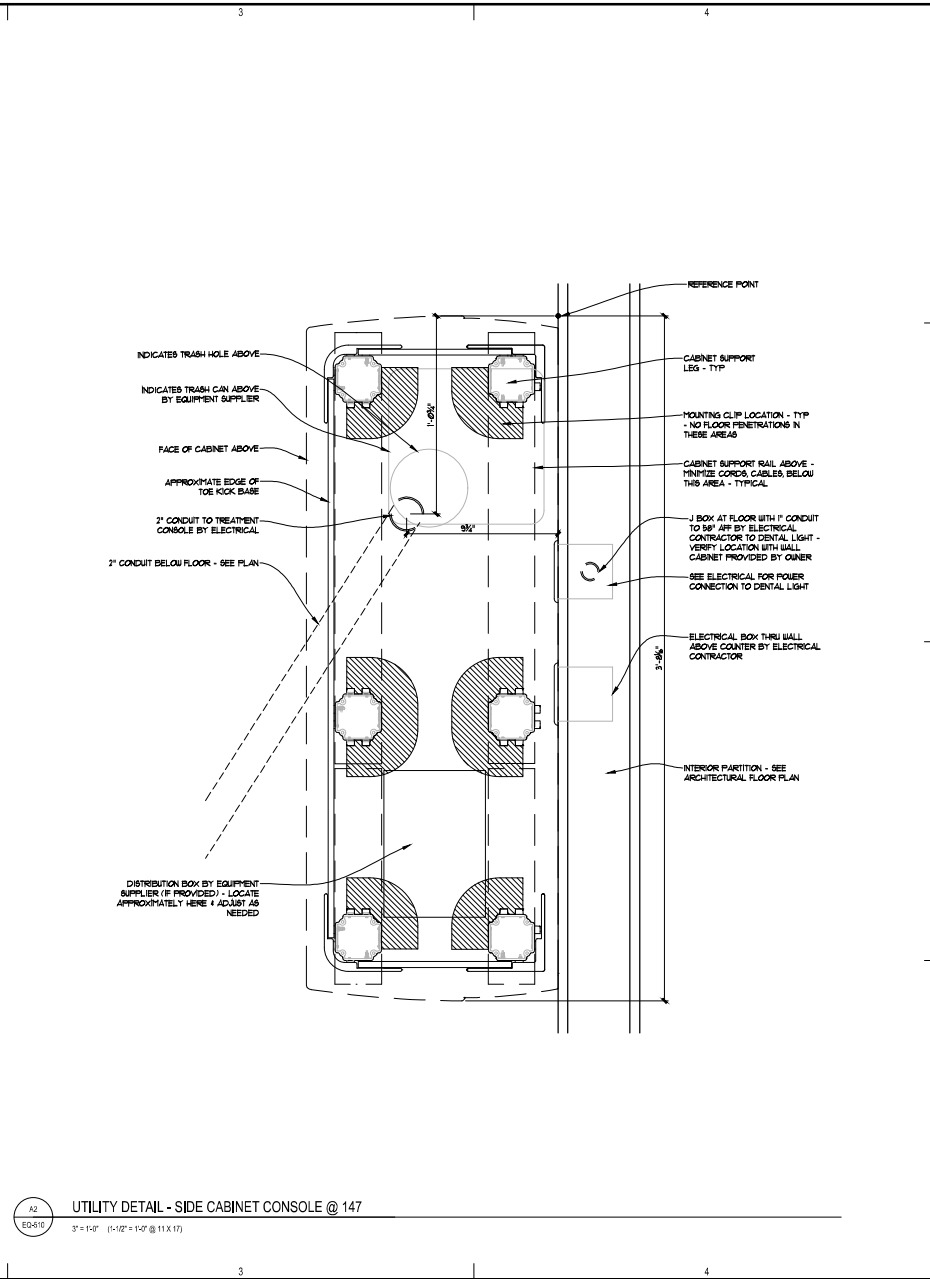
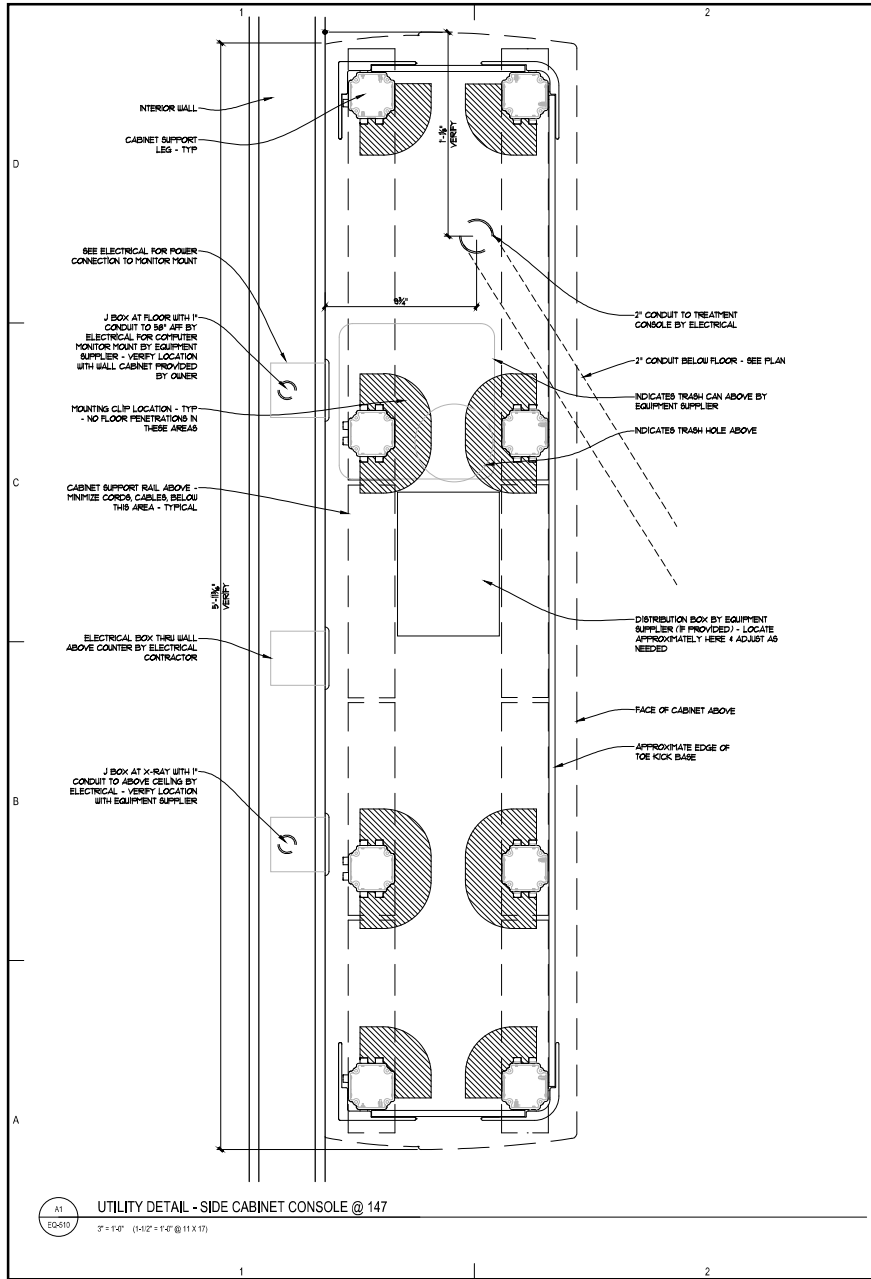
Revisions

No.	Description	Date

Drawn by TOLVSTAD	Date 1-10-23
Checked TOLVSTAD	Job No. 21003.01

Sheet Contents
UTILITY DETAILS

Sheet No.
EQ-509



A1
EQ-510

UTILITY DETAIL - SIDE CABINET CONSOLE @ 147

3' x 1'-0" (1'-10" = 1'-0" @ 11 X 11)

A2
EQ-510

UTILITY DETAIL - SIDE CABINET CONSOLE @ 147

3' x 1'-0" (1'-10" = 1'-0" @ 11 X 11)



DENTAL
EQUIPMENT
LAYOUT &
COORDINATION
DRAWINGS

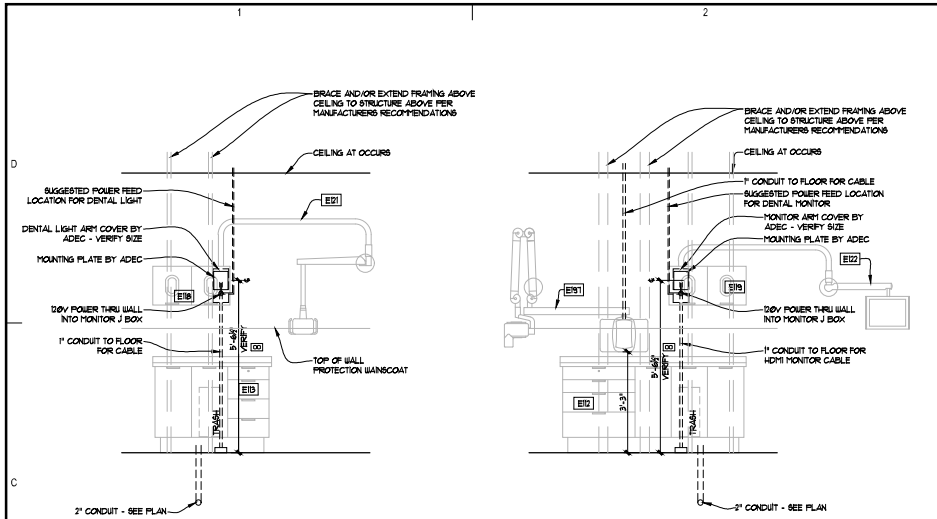
SOUTHCENTRAL FOUNDATION
SCF FIREWEED BUILDING
RENOVATION
4341 TUDOR CENTRE DR

Revisions		
No.	Description	Date

Drawn by TOLVSTAD	Date 1-10-23
Checked TOLVSTAD	Job No. 21003.01

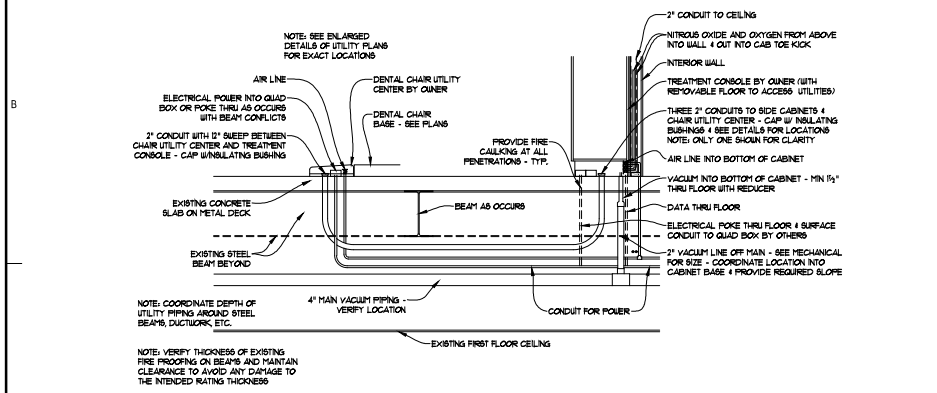
Sheet Contents
UTILITY DETAILS

Sheet No.
EQ-510



E1 WALL MOUNTED DENTAL LIGHT @ CABINET - TYPICAL
EQ-530 12" x 14" (14" x 14" @ 11 X 11)

E2 WALL MOUNTED MONITOR @ CABINET - TYPICAL
EQ-530 12" x 14" (14" x 14" @ 11 X 11)



A1 UTILITY SECTION @ OPERATORY - TYPICAL @ 115, 121, 125, 128, 132, 134, 138, 145
EQ-530 12" x 14" (14" x 14" @ 11 X 11)



DENTAL EQUIPMENT LAYOUT & COORDINATION DRAWINGS

SOUTH CENTRAL FOUNDATION
SCF FIREWEED BUILDING
RENOVATION
4341 TUDOR CENTRE DR

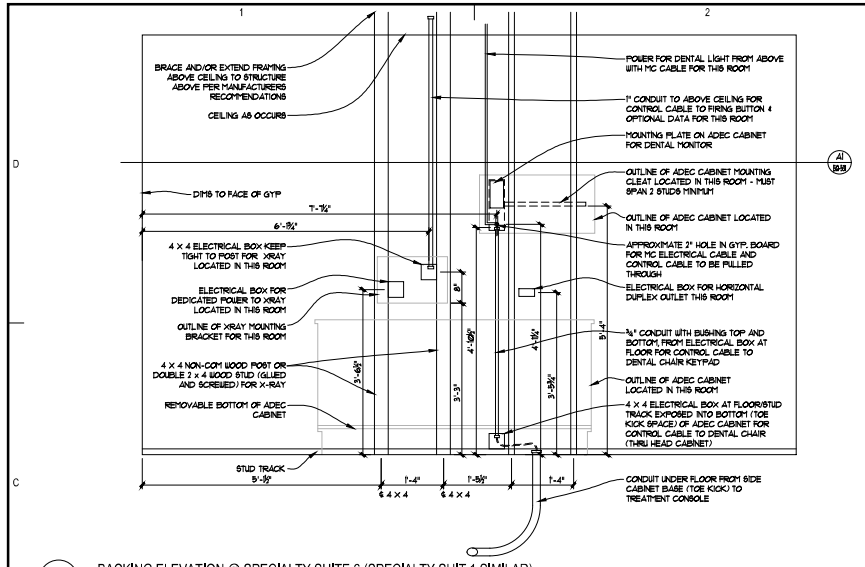
Revisions

No.	Description	Date

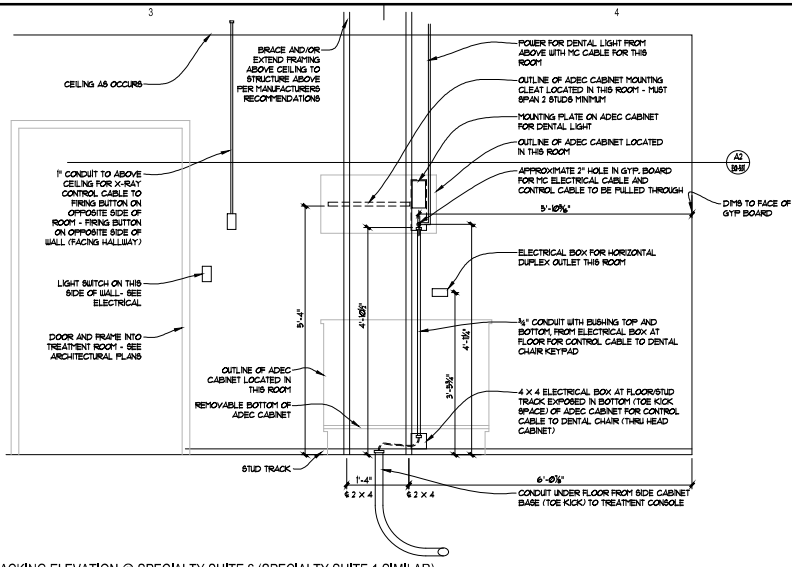
Drawn by TOLVSTAD	Date 1-10-23
Checked TOLVSTAD	Job No. 21003.01

Sheet Contents
UTILITY SECTIONS

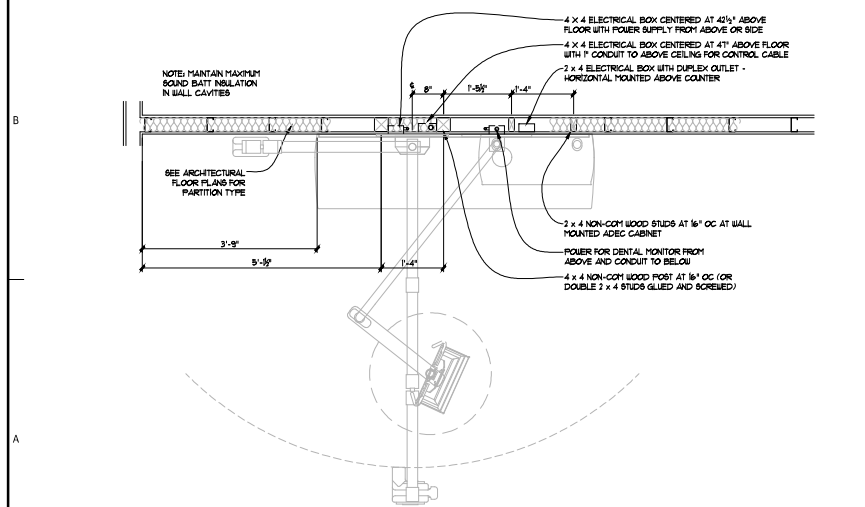
Sheet No.
EQ-530



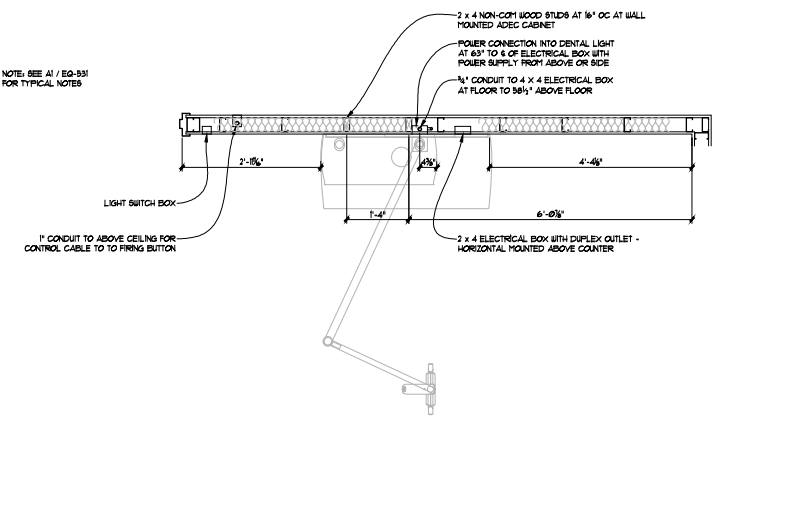
B1 BACKING ELEVATION @ SPECIALTY SUITE 6 (SPECIALTY SUIT 1 SIMILAR)
3/4" = 1'-0" (3/8" = 1'-0" @ 11 X 17)



B2 BACKING ELEVATION @ SPECIALTY SUITE 6 (SPECIALTY SUITE 1 SIMILAR)
3/4" = 1'-0" (3/8" = 1'-0" @ 11 X 17)



A1 BACKING @ OPERATORY SPECIALTY SUITE 6 (SPECIALTY SUITE 1 SIMILAR)
3/4" = 1'-0" (3/8" = 1'-0" @ 11 X 17)



A2 BACKING @ OPERATORY SPECIALTY SUITE 6 (SPECIALTY SUITE 1 SIMILAR)
3/4" = 1'-0" (3/8" = 1'-0" @ 11 X 17)



DENTAL EQUIPMENT LAYOUT & COORDINATION DRAWINGS

SOUTH CENTRAL FOUNDATION
SCF FIREWEED BUILDING
RENOVATION
4341 TUDOR CENTRE DR

Revisions		
No.	Description	Date

Drawn by TOLVSTAD	Date 1-10-23
Checked TOLVSTAD	Job No. 21003.01

Sheet Contents
BACKING INFORMATION

Sheet No.
EQ-531